



Location: CMA1b - Oil St Community Liaison Centre

Report on 24-hour TSP monitoring

Action Level ( $\mu\text{g}/\text{m}^3$ ) - 176.7

Limit Level ( $\mu\text{g}/\text{m}^3$ ) - 260

Date	Sampling Time	Weather Condition	Filter paper no.	Filter Weight, g		Elapse Time, hr		Sampling Time, hr	Flow Rate, $\text{m}^3/\text{min}$			Total Volume, $\text{m}^3$	TSP Level, $\mu\text{g}/\text{m}^3$
				Initial	Final	Initial	Final		Initial, $Q_{si}$	Final, $Q_{sf}$	Average		
30/8/2011	8:00	Fine	001085	2.7986	3.1005	9785.03	9809.02	23.99	1.23	1.19	1.21	1744	173
5/9/2011	8:00	Fine	000973	2.7890	2.8827	9789.90	9813.90	24.00	1.09	1.09	1.09	1576	59
10/9/2011	8:00	Fine	001086	2.7863	2.9156	0.15	24.16	24.01	1.19	1.19	1.19	1710	76
16/9/2011	8:00	Sunny	001259	2.8856	2.9707	27.16	51.14	23.98	1.21	1.21	1.21	1738	49

Report on 1-hour TSP monitoring

Action Level ( $\mu\text{g}/\text{m}^3$ ) - 320.1

Limit Level ( $\mu\text{g}/\text{m}^3$ ) - 500

Date	Sampling Time	Weather Condition	Filter paper no.	Filter Weight, g		Elapse Time, hr		Sampling Time, hr	Flow Rate, $\text{m}^3/\text{min}$			Total Volume, $\text{m}^3$	TSP Level, $\mu\text{g}/\text{m}^3$
				Initial	Final	Initial	Final		Initial, $Q_{si}$	Final, $Q_{sf}$	Average		
31/8/2011	9:45	Fine	000972	2.8145	2.8360	9809.02	9810.02	1.00	1.15	1.09	1.12	67	320
31/8/2011	10:55	Fine	000977	2.7530	2.7681	9810.02	9811.02	1.00	1.18	1.06	1.12	67	225
31/8/2011	13:00	Fine	000978	2.7628	2.7769	9811.02	9812.02	1.00	1.22	1.13	1.18	71	200
6/9/2011	10:05	Fine	000983	2.7652	2.7742	9813.90	9814.90	1.00	1.09	1.05	1.07	64	140
6/9/2011	13:00	Fine	000984	2.7716	2.7779	9814.90	9815.90	1.00	1.09	1.00	1.05	63	100
6/9/2011	14:05	Fine	000987	2.7930	2.7993	9816.90	9817.90	1.00	1.14	1.14	1.14	68	92
12/9/2011	8:25	Cloudy	001147	2.7572	2.7637	24.16	25.16	1.00	1.21	1.19	1.20	72	90
12/9/2011	9:50	Cloudy	001251	2.8646	2.8725	25.16	26.16	1.00	1.19	1.19	1.19	71	111
12/9/2011	11:00	Cloudy	001255	2.8771	2.8851	26.16	27.16	1.00	1.19	1.19	1.19	71	112
17/9/2011	8:30	Sunny	001205	2.7318	2.7379	51.14	52.14	1.00	1.21	1.18	1.20	72	85
17/9/2011	9:35	Sunny	001282	2.8474	2.8539	52.14	53.14	1.00	1.14	1.09	1.12	67	97
17/9/2011	10:43	Sunny	001284	2.8416	2.8469	53.14	54.14	1.00	1.14	1.05	1.09	66	81

The monitoring station was temporary suspension until obtainment of a representative long-term air monitoring station on 18 September 2011

Location: CMA2a - Causeway Bay Community Centre

Report on 24-hour TSP monitoring

Action Level ( $\mu\text{g}/\text{m}^3$ ) - 169.5

Limit Level ( $\mu\text{g}/\text{m}^3$ ) - 260

Date	Sampling Time	Weather Condition	Filter paper no.	Filter Weight, g		Elapse Time, hr		Sampling Time, hr	Flow Rate, $\text{m}^3/\text{min}$			Total Volume, $\text{m}^3$	TSP Level, $\mu\text{g}/\text{m}^3$
				Initial	Final	Initial	Final		Initial, $Q_{si}$	Final, $Q_{sf}$	Average		
30/8/2011	8:00	Fine	001084	2.8092	3.1203	14258.90	14282.89	23.99	1.39	1.39	1.39	1998	156
5/9/2011	8:00	Fine	001041	2.7709	2.8961	14285.90	14309.88	23.98	1.32	1.37	1.35	1938	65
10/9/2011	8:00	Fine	001114	2.8018	2.9234	14312.88	14336.88	24.00	1.42	1.42	1.42	2042	60
16/9/2011	8:00	Sunny	001049	2.7580	2.8337	14339.88	14363.86	23.98	1.42	1.42	1.42	2037	37
22/9/2011	8:00	Cloudy	001286	2.8339	3.0183	14366.86	14390.86	24.00	1.38	1.42	1.40	2014	92

Report on 1-hour TSP monitoring

Action Level ( $\mu\text{g}/\text{m}^3$ ) - 323.4

Limit Level ( $\mu\text{g}/\text{m}^3$ ) - 500

Date	Sampling Time	Weather Condition	Filter paper no.	Filter Weight, g		Elapse Time, hr		Sampling Time, hr	Flow Rate, $\text{m}^3/\text{min}$			Total Volume, $\text{m}^3$	TSP Level, $\mu\text{g}/\text{m}^3$
				Initial	Final	Initial	Final		Initial, $Q_{si}$	Final, $Q_{sf}$	Average		
31/8/2011	9:30	Fine	000971	2.8114	2.8288	14282.89	14283.89	1.00	1.41	1.41	1.41	84	206
31/8/2011	10:35	Fine	000974	2.8157	2.8343	14283.89	14284.89	1.00	1.41	1.41	1.41	84	220
31/8/2011	13:00	Fine	000975	2.7655	2.7853	14284.89	14285.89	1.00	1.32	1.32	1.32	79	251
6/9/2011	10:00	Fine	000982	2.7595	2.7682	14309.88	14310.88	1.00	1.42	1.37	1.39	84	104
6/9/2011	11:00	Fine	000985	2.7696	2.7771	14310.88	14311.88	1.00	1.37	1.32	1.35	81	93
6/9/2011	13:00	Fine	000986	2.7696	2.7757	14311.88	14312.88	1.00	1.35	1.37	1.36	82	75
12/9/2011	8:00	Cloudy	001242	2.8680	2.8771	14336.88	14337.88	1.00	1.44	1.42	1.43	86	106
12/9/2011	10:00	Cloudy	001252	2.8602	2.8683	14337.88	14338.88	1.00	1.42	1.42	1.42	85	95
12/9/2011	11:00	Cloudy	001256	2.8714	2.8800	14338.88	14339.88	1.00	1.42	1.42	1.42	85	101
17/9/2011	8:42	Sunny	001281	2.8588	2.8652	14363.86	14364.86	1.00	1.30	1.28	1.29	77	83
17/9/2011	9:46	Sunny	001283	2.8555	2.8622	14364.86	14365.86	1.00	1.42	1.39	1.40	84	80
17/9/2011	10:52	Sunny	001285	2.8445	2.8508	14365.86	14366.86	1.00	1.37	1.37	1.37	82	77
23/9/2011	8:30	Cloudy	001288	2.8548	2.8677	14390.86	14391.86	1.00	1.42	1.42	1.42	85	151
23/9/2011	9:40	Cloudy	001289	2.8560	2.8695	14391.86	14392.86	1.00	1.38	1.38	1.38	83	164
23/9/2011	11:00	Cloudy	001291	2.8610	2.8725	14392.86	14393.86	1.00	1.33	1.33	1.33	80	144



Location: CMA3a - CWB PRE Site Office Area

Report on 24-hour TSP monitoring  
 Action Level ( $\mu\text{g}/\text{m}^3$ ) - 171  
 Limit Level ( $\mu\text{g}/\text{m}^3$ ) - 260

Date	Sampling Time	Weather Condition	Filter paper no.	Filter Weight, g		Elapse Time, hr		Sampling Time, hr	Flow Rate, $\text{m}^3/\text{min}$			Total Volume, $\text{m}^3$	TSP Level, $\mu\text{g}/\text{m}^3$
				Initial	Final	Initial	Final		Initial, $Q_{si}$	Final, $Q_{sf}$	Average		
30/8/2011	8:00	Fine	001122	2.7984	3.1425	10091.64	10115.64	24.00	1.41	1.41	1.41	2030	170
5/9/2011	8:00	Fine	001111	2.7897	2.9283	10118.56	10142.56	24.00	1.41	1.41	1.41	2032	68
10/9/2011	8:00	Fine	001145	2.7608	2.9331	10145.56	10169.55	23.99	1.47	1.47	1.47	2109	82
16/9/2011	8:00	Sunny	001260	2.8868	2.9915	10172.55	10196.54	23.99	1.41	1.41	1.41	2031	52
22/9/2011	8:00	Cloudy	001265	2.8748	3.1238	10199.52	10223.52	24.00	1.44	1.47	1.46	2098	119

Report on 1-hour TSP monitoring  
 Action Level ( $\mu\text{g}/\text{m}^3$ ) - 311.3  
 Limit Level ( $\mu\text{g}/\text{m}^3$ ) - 500

Date	Sampling Time	Weather Condition	Filter paper no.	Filter Weight, g		Elapse Time, hr		Sampling Time, hr	Flow Rate, $\text{m}^3/\text{min}$			Total Volume, $\text{m}^3$	TSP Level, $\mu\text{g}/\text{m}^3$
				Initial	Final	Initial	Final		Initial, $Q_{si}$	Final, $Q_{sf}$	Average		
31/8/2011	9:35	Fine	001203	2.7328	2.7522	10115.62	10116.63	1.01	1.40	1.40	1.40	84	231
31/8/2011	13:00	Fine	000746	2.7986	2.8237	10116.63	10117.63	1.00	1.55	1.55	1.55	93	269
31/8/2011	14:39	Fine	001131	2.7515	2.7714	10117.63	10118.47	0.84	1.40	1.40	1.40	71	282
6/9/2011	10:08	Fine	001238	2.8724	2.8824	10142.56	10143.56	1.00	1.41	1.41	1.41	85	118
6/9/2011	13:00	Fine	001141	2.7528	2.7596	10143.56	10144.56	1.00	1.41	1.41	1.41	85	80
6/9/2011	14:50	Fine	001143	2.7603	2.7688	10144.56	10145.56	1.00	1.41	1.41	1.41	85	100
12/9/2011	9:15	Cloudy	001149	2.7616	2.7707	10169.55	10170.55	1.00	1.47	1.47	1.47	88	104
12/9/2011	10:28	Cloudy	001253	2.8843	2.8942	10170.55	10171.55	1.00	1.52	1.52	1.52	91	109
12/9/2011	13:00	Cloudy	001257	2.8957	2.9052	10171.55	10172.55	1.00	1.52	1.52	1.52	91	104
17/9/2011	10:09	Sunny	001201	2.7519	2.7628	10196.54	10197.52	0.98	1.41	1.41	1.41	83	131
17/9/2011	13:00	Sunny	001287	2.8462	2.8566	10197.52	10198.53	1.01	1.38	1.38	1.38	84	124
17/9/2011	14:20	Sunny	001236	2.8613	2.8714	10198.53	10199.51	0.98	1.41	1.41	1.41	84	121
23/9/2011	9:40	Cloudy	001273	2.8531	2.8720	10223.52	10224.52	1.00	1.42	1.42	1.42	85	222
23/9/2011	10:55	Cloudy	001229	2.8503	2.8686	10224.52	10225.52	1.00	1.42	1.42	1.42	85	215
23/9/2011	13:00	Cloudy	001293	2.8707	2.8851	10225.52	10226.52	1.00	1.31	1.31	1.31	79	183



Location: CMA4a - SPCA

Report on 24-hour TSP monitoring  
Action Level ( $\mu\text{g}/\text{m}^3$ ) - 171.2  
Limit Level ( $\mu\text{g}/\text{m}^3$ ) - 260

Date	Sampling Time	Weather Condition	Filter paper no.	Filter Weight, g		Elapse Time, hr		Sampling Time, hr	Flow Rate, $\text{m}^3/\text{min}$			Total Volume, $\text{m}^3$	TSP Level, $\mu\text{g}/\text{m}^3$
				Initial	Final	Initial	Final		Initial, $Q_{si}$	Final, $Q_{sf}$	Average		
30/8/2011	8:00	Fine	001158	2.7534	3.0015	13741.25	13765.25	24.00	1.14	1.14	1.14	1645	151
5/9/2011	8:00	Fine	000988	2.7537	2.8571	13768.24	13792.23	23.99	1.15	1.15	1.15	1650	63
10/9/2011	8:00	Fine	001146	2.7537	2.8674	13795.23	13819.23	24.00	1.12	1.12	1.12	1618	70
16/9/2011	8:00	Sunny	001159	2.7372	2.7996	13822.23	13846.21	23.98	1.12	1.12	1.12	1614	39
22/9/2011	8:00	Cloudy	001266	2.8641	3.0091	13849.21	13873.21	24.00	1.15	1.15	1.15	1658	87

Report on 1-hour TSP monitoring  
Action Level ( $\mu\text{g}/\text{m}^3$ ) - 312.5  
Limit Level ( $\mu\text{g}/\text{m}^3$ ) - 500

Date	Sampling Time	Weather Condition	Filter paper no.	Filter Weight, g		Elapse Time, hr		Sampling Time, hr	Flow Rate, $\text{m}^3/\text{min}$			Total Volume, $\text{m}^3$	TSP Level, $\mu\text{g}/\text{m}^3$
				Initial	Final	Initial	Final		Initial, $Q_{si}$	Final, $Q_{sf}$	Average		
31/8/2011	9:25	Fine	001204	2.7327	2.7486	13765.24	13766.24	1.00	1.14	1.14	1.14	68	233
31/8/2011	13:00	Fine	000747	2.7929	2.8131	13766.24	13767.24	1.00	1.11	1.11	1.11	67	302
31/8/2011	14:26	Fine	001130	2.7853	2.8033	13767.24	13768.24	1.00	1.11	1.11	1.11	67	269
6/9/2011	9:54	Fine	001237	2.8664	2.8712	13792.23	13793.23	1.00	1.07	1.10	1.09	65	74
6/9/2011	13:22	Fine	001142	2.7571	2.7615	13793.23	13794.23	1.00	1.12	1.12	1.12	67	65
6/9/2011	14:58	Fine	001144	2.7654	2.7698	13794.23	13795.23	1.00	1.12	1.12	1.12	67	65
12/9/2011	8:58	Cloudy	001148	2.7670	2.7721	13819.23	13820.23	1.00	1.12	1.12	1.12	67	76
12/9/2011	10:38	Cloudy	001254	2.8851	2.8914	13820.23	13821.23	1.00	1.12	1.12	1.12	67	94
12/9/2011	13:00	Cloudy	001258	2.8880	2.8949	13821.23	13822.23	1.00	1.15	1.15	1.15	69	100
17/9/2011	9:53	Sunny	001202	2.7452	2.7504	13846.21	13847.21	1.00	1.12	1.15	1.13	68	77
17/9/2011	13:00	Sunny	001187	2.7714	2.7755	13847.21	13848.21	1.00	1.12	1.12	1.12	67	61
17/9/2011	14:30	Sunny	001264	2.8688	2.8741	13848.21	13849.21	1.00	1.10	1.12	1.11	67	80
23/9/2011	9:29	Cloudy	001272	2.8663	2.8761	13873.21	13874.21	1.00	1.20	1.18	1.19	71	137
23/9/2011	10:50	Cloudy	001230	2.8457	2.8560	13874.21	13875.21	1.00	1.18	1.18	1.18	71	146
23/9/2011	13:00	Cloudy	001228	2.8532	2.8634	13875.21	13876.21	1.00	1.18	1.18	1.18	71	145



Location: CMA5a - Children Garden opposite to Pedestrian Plaza

Report on 24-hour TSP monitoring

Action Level ( $\mu\text{g}/\text{m}^3$ ) - 181  
Limit Level ( $\mu\text{g}/\text{m}^3$ ) - 260

Date	Sampling Time	Weather Condition	Filter paper no.	Filter Weight, g		Elapse Time, hr		Sampling Time, hr	Flow Rate, $\text{m}^3/\text{min}$			Total Volume, $\text{m}^3$	TSP Level, $\mu\text{g}/\text{m}^3$
				Initial	Final	Initial	Final		Initial, $Q_{si}$	Final, $Q_{sf}$	Average		
30/8/2011	8:00	Fine	001073	2.7797	3.0599	14724.44	14748.42	23.98	1.17	1.17	1.17	1686	166
5/9/2011	8:00	Fine	001040	2.7764	2.9069	14751.42	14775.41	23.99	1.15	1.15	1.15	1655	79
10/9/2011	8:00	Fine	001048	2.8057	2.9302	14778.41	14802.40	23.99	1.15	1.15	1.15	1658	75
16/9/2011	8:00	Sunny	001210	2.7441	2.8673	14805.40	14829.39	23.99	1.15	1.15	1.15	1654	74
22/9/2011	8:00	Cloudy	001186	2.7591	2.9137	14832.39	14856.38	23.99	1.13	1.16	1.14	1644	94

Report on 1-hour TSP monitoring

Action Level ( $\mu\text{g}/\text{m}^3$ ) - 332  
Limit Level ( $\mu\text{g}/\text{m}^3$ ) - 500

Date	Sampling Time	Weather Condition	Filter paper no.	Filter Weight, g		Elapse Time, hr		Sampling Time, hr	Flow Rate, $\text{m}^3/\text{min}$			Total Volume, $\text{m}^3$	TSP Level, $\mu\text{g}/\text{m}^3$
				Initial	Final	Initial	Final		Initial, $Q_{si}$	Final, $Q_{sf}$	Average		
31/8/2011	8:18	Fine	001123	2.7861	2.7945	14748.42	14749.42	1.00	1.02	1.02	1.02	61	137
31/8/2011	9:23	Fine	001035	2.7899	2.8042	14749.42	14750.42	1.00	1.14	1.14	1.14	68	209
31/8/2011	10:28	Fine	001037	2.7736	2.7914	14750.42	14751.42	1.00	1.14	1.14	1.14	68	261
6/9/2011	8:15	Fine	001064	2.8039	2.8122	14775.41	14776.41	1.00	1.15	1.15	1.15	69	120
6/9/2011	9:43	Fine	001043	2.7725	2.7795	14776.41	14777.41	1.00	1.15	1.15	1.15	69	102
6/9/2011	10:45	Fine	001045	2.8026	2.8095	14777.41	14778.41	1.00	1.15	1.15	1.15	69	100
12/9/2011	9:45	Cloudy	001304	2.8633	2.8705	14802.40	14803.40	1.00	1.09	1.09	1.09	66	110
12/9/2011	10:47	Cloudy	001303	2.8731	2.8794	14803.40	14804.40	1.00	1.01	1.01	1.01	60	104
12/9/2011	13:00	Cloudy	000989	2.7568	2.7624	14804.40	14805.40	1.00	0.80	0.80	0.80	48	116
17/9/2011	8:25	Sunny	001180	2.7678	2.7750	14829.39	14830.39	1.00	1.15	1.15	1.15	69	105
17/9/2011	9:31	Sunny	001182	2.7710	2.7765	14830.39	14831.39	1.00	1.15	1.15	1.15	69	80
17/9/2011	10:35	Sunny	001184	2.7695	2.7753	14831.39	14832.39	1.00	1.03	1.03	1.03	62	94
23/9/2011	8:15	Cloudy	001167	2.7449	2.7603	14856.38	14857.38	1.00	1.16	1.16	1.16	69	222
23/9/2011	9:18	Cloudy	001168	2.7586	2.7723	14857.38	14858.38	1.00	1.16	1.16	1.16	69	197
23/9/2011	10:20	Cloudy	001290	2.8416	2.8494	14858.38	14859.38	1.00	1.16	1.16	1.16	69	112



Location: MA1w - International Finance Centre (Western Wing)

Report on 24-hour TSP monitoring  
 Action Level ( $\mu\text{g}/\text{m}^3$ ) - 173.4  
 Limit Level ( $\mu\text{g}/\text{m}^3$ ) - 260

Date	Sampling Time	Weather Condition	Filter paper no.	Filter Weight, g		Elapse Time, hr		Sampling Time, hr	Flow Rate, $\text{m}^3/\text{min}$			Total Volume, $\text{m}^3$	TSP Level, $\mu\text{g}/\text{m}^3$
				Initial	Final	Initial	Final		Initial, $Q_{si}$	Final, $Q_{sf}$	Average		
30/8/2011	8:00	Fine	001154	2.7476	3.0070	10542.57	10566.56	23.99	1.25	1.25	1.25	1803	144
5/9/2011	8:00	Fine	001129	2.7847	2.9086	10569.55	10593.54	23.99	1.26	1.26	1.26	1811	68
10/9/2011	8:00	Fine	001140	2.7446	2.8561	10596.54	10620.54	24.00	1.26	1.26	1.26	1814	61
16/9/2011	8:00	Sunny	001263	2.8736	2.9393	10623.54	10647.53	23.99	1.26	1.26	1.26	1810	36
23/9/2011*	16:15	Cloudy	001302	2.8641	3.0384	10653.53	10677.53	24.00	1.34	1.34	1.34	1924	91

\*Due to lack of power supply, the 24-hr TSP was re-scheduled from 22/9/2011 to 23/9/2011

Report on 1-hour TSP monitoring  
 Action Level ( $\mu\text{g}/\text{m}^3$ ) - 325.1  
 Limit Level ( $\mu\text{g}/\text{m}^3$ ) - 500

Date	Sampling Time	Weather Condition	Filter paper no.	Filter Weight, g		Elapse Time, hr		Sampling Time, hr	Flow Rate, $\text{m}^3/\text{min}$			Total Volume, $\text{m}^3$	TSP Level, $\mu\text{g}/\text{m}^3$
				Initial	Final	Initial	Final		Initial, $Q_{si}$	Final, $Q_{sf}$	Average		
31/8/2011	8:27	Fine	001031	2.7752	2.7866	10566.56	10567.56	1.00	1.25	1.30	1.27	76	149
31/8/2011	9:32	Fine	001033	2.7939	2.8057	10567.56	10568.56	1.00	1.25	1.25	1.25	75	157
31/8/2011	10:40	Fine	001127	2.7707	2.7853	10568.56	10569.55	0.99	1.25	1.25	1.25	74	197
6/9/2011	8:32	Fine	001134	2.7757	2.7812	10593.54	10594.54	1.00	1.26	1.26	1.26	75	73
6/9/2011	9:56	Fine	001136	2.7606	2.7662	10594.54	10595.54	1.00	1.26	1.26	1.26	75	74
6/9/2011	11:00	Fine	001138	2.7683	2.7742	10595.54	10596.54	1.00	1.26	1.26	1.26	75	78
12/9/2011	9:05	Cloudy	001307	2.8683	2.8758	10620.54	10621.54	1.00	1.26	1.21	1.24	74	101
12/9/2011	10:07	Cloudy	001309	2.8686	2.8761	10621.54	10622.54	1.00	1.26	1.11	1.19	71	105
12/9/2011	13:00	Cloudy	001310	2.8818	2.8878	10622.54	10623.54	1.00	1.31	1.02	1.16	70	86
17/9/2011	8:35	Sunny	001165	2.7646	2.7675	10647.53	10648.53	1.00	1.31	1.31	1.31	78	37
17/9/2011	9:38	Sunny	001231	2.8677	2.8709	10648.53	10649.53	1.00	1.31	1.31	1.31	78	41
17/9/2011	10:46	Sunny	001233	2.8686	2.8721	10649.53	10650.53	1.00	1.21	1.22	1.22	73	48
23/9/2011	13:00	Cloudy	001235	2.8438	2.8620	10650.53	10651.53	1.00	1.26	1.26	1.26	76	240
23/9/2011	14:05	Cloudy	001271	2.8499	2.8608	10651.53	10652.53	1.00	1.07	1.07	1.07	64	170
23/9/2011	15:10	Cloudy	001274	2.8718	2.8839	10652.53	10653.53	1.00	1.34	1.34	1.34	80	151



Location: MA1e - International Finance Centre (Eastern Wing)

Report on 24-hour TSP monitoring

Action Level ( $\mu\text{g}/\text{m}^3$ ) - 173.4  
Limit Level ( $\mu\text{g}/\text{m}^3$ ) - 260

Date	Sampling Time	Weather Condition	Filter paper no.	Filter Weight, g		Elapse Time, hr		Sampling Time, hr	Flow Rate, $\text{m}^3/\text{min}$			Total Volume, $\text{m}^3$	TSP Level, $\mu\text{g}/\text{m}^3$
				Initial	Final	Initial	Final		Initial, $Q_{si}$	Final, $Q_{sf}$	Average		
30/8/2011	8:00	Fine	001163	2.7485	3.0209	7364.26	7388.25	23.99	1.31	1.31	1.31	1887	144
5/9/2011	8:00	Fine	001128	2.7766	2.9377	7391.25	7415.25	24.00	1.32	1.32	1.41	1895	85
10/9/2011	8:00	Fine	001139	2.7731	2.8809	7418.24	7442.23	23.99	1.32	1.32	1.32	1896	57
16/9/2011	8:00	Sunny	001262	2.8757	2.9279	7445.23	7469.22	23.99	1.32	1.32	1.32	1893	28
22/9/2011	8:00	Cloudy	001234	2.8468	3.0456	7472.22	7496.22	24.00	1.34	1.34	1.34	1932	103

Report on 1-hour TSP monitoring

Action Level ( $\mu\text{g}/\text{m}^3$ ) - 325.1  
Limit Level ( $\mu\text{g}/\text{m}^3$ ) - 500

Date	Sampling Time	Weather Condition	Filter paper no.	Filter Weight, g		Elapse Time, hr		Sampling Time, hr	Flow Rate, $\text{m}^3/\text{min}$			Total Volume, $\text{m}^3$	TSP Level, $\mu\text{g}/\text{m}^3$
				Initial	Final	Initial	Final		Initial, $Q_{si}$	Final, $Q_{sf}$	Average		
31/8/2011	8:20	Fine	001030	2.7970	2.8082	7388.25	7389.25	1.00	1.29	1.31	1.30	78	144
31/8/2011	9:26	Fine	001032	2.7867	2.7985	7389.25	7390.25	1.00	1.31	1.31	1.31	78	150
31/8/2011	10:31	Fine	001126	2.7512	2.7667	7390.25	7391.25	1.00	1.31	1.31	1.31	78	198
6/9/2011	8:25	Fine	001132	2.7748	2.7800	7415.24	7416.24	1.00	1.30	1.32	1.31	78	66
6/9/2011	9:50	Fine	001135	2.7777	2.7889	7416.24	7417.24	1.00	1.32	1.32	1.32	79	142
6/9/2011	10:50	Fine	001137	2.7718	2.7766	7417.24	7418.24	1.00	1.32	1.32	1.32	79	61
12/9/2011	9:01	Cloudy	001306	2.8794	2.8858	7442.23	7443.23	1.00	1.28	1.32	1.30	78	82
12/9/2011	10:03	Cloudy	001308	2.8690	2.8753	7443.23	7444.23	1.00	1.28	1.32	1.30	78	81
12/9/2011	13:00	Cloudy	001261	2.8820	2.8878	7444.23	7445.23	1.00	1.32	1.32	1.32	79	73
17/9/2011	8:27	Sunny	001164	2.7633	2.7657	7469.22	7470.22	1.00	1.31	1.31	1.31	79	30
17/9/2011	9:30	Sunny	001166	2.7709	2.7736	7470.22	7471.22	1.00	1.31	1.31	1.31	79	34
17/9/2011	10:40	Sunny	001232	2.8591	2.8619	7471.22	7472.22	1.00	1.31	1.31	1.31	79	36
23/9/2011	8:18	Cloudy	001267	2.8589	2.8687	7496.22	7497.22	1.00	1.34	1.34	1.34	81	122
23/9/2011	9:56	Cloudy	001268	2.8584	2.8691	7497.22	7498.22	1.00	1.34	1.34	1.34	81	133
23/9/2011	11:00	Cloudy	001269	2.8432	2.8550	7498.22	7499.22	1.00	1.34	1.34	1.34	81	147



Location: CMA2a - Causeway Bay Community Centre

Report on 24-hour TSP monitoring

Action Level ( $\mu\text{g}/\text{m}^3$ ) - 169.5

Limit Level ( $\mu\text{g}/\text{m}^3$ ) - 260

Date	Sampling Time	Weather Condition	Filter paper no.	Filter Weight, g		Elapse Time, hr		Sampling Time, hr	Flow Rate, $\text{m}^3/\text{min}$			Total Volume, $\text{m}^3$	TSP Level, $\mu\text{g}/\text{m}^3$
				Initial	Final	Initial	Final		Initial, $Q_{si}$	Final, $Q_{sf}$	Average		
28-Sep-11	8:00	Cloudy	001296	2.8633	3.0548	14393.86	14417.85	23.99	1.41	1.44	1.43	2053	93
3-Oct-11	8:00	Cloudy	001213	2.7621	2.8547	14420.85	14444.86	24.01	1.47	1.47	1.47	2122	44
8-Oct-11	8:00	Fine	001328	2.7921	2.9983	14445.86	14469.87	24.01	1.33	1.38	1.35	1951	106
14-Oct-11	8:00	Fine	001312	2.8703	2.9665	14472.87	14496.88	24.01	1.42	1.42	1.42	2051	47
20-Oct-11	8:00	Sunny	001317	2.8739	3.0802	14499.88	14523.88	24.00	1.37	1.37	1.37	1967	105
26-Oct-11	8:00	Sunny	001418	2.7671	2.9393	14499.88	14523.88	24.00	1.41	1.41	1.41	2026	85

Report on 1-hour TSP monitoring

Action Level ( $\mu\text{g}/\text{m}^3$ ) - 323.4

Limit Level ( $\mu\text{g}/\text{m}^3$ ) - 500

Date	Sampling Time	Weather Condition	Filter paper no.	Filter Weight, g		Elapse Time, hr		Sampling Time, hr	Flow Rate, $\text{m}^3/\text{min}$			Total Volume, $\text{m}^3$	TSP Level, $\mu\text{g}/\text{m}^3$
				Initial	Final	Initial	Final		Initial, $Q_{si}$	Final, $Q_{sf}$	Average		
30-Sep-11	8:45	Fine	001337	2.7841	2.7903	14417.85	14418.85	1.00	1.33	1.33	1.33	80	78
30-Sep-11	9:50	Fine	001336	2.7893	2.7970	14418.85	14419.85	1.00	1.40	1.37	1.38	83	93
30-Sep-11	10:53	Fine	001335	2.7771	2.7872	14419.85	14420.85	1.00	1.37	1.37	1.37	82	123
4-Oct-11	9:01	Cloudy	001332	2.8090	2.8151	14444.86	14445.86	1.00	1.38	1.38	1.38	83	74
4-Oct-11	10:07	Cloudy	001300	2.8633	2.8729	14445.86	14446.86	1.00	1.43	1.43	1.43	86	112
4-Oct-11	13:00	Cloudy	001301	2.8694	2.8800	14446.86	14447.86	1.00	1.40	1.40	1.40	84	126
10-Oct-11	11:00	Cloudy	001169	2.7691	2.7826	14469.87	14470.87	1.00	1.40	1.40	1.40	84	161
10-Oct-11	13:30	Cloudy	001192	2.7489	2.7631	14470.87	14471.87	1.00	1.42	1.42	1.42	85	166
10-Oct-11	16:40	Cloudy	001068	2.8196	2.8297	14471.87	14472.87	1.00	1.42	1.42	1.42	85	118
15-Oct-11	8:35	Fine	001320	2.8488	2.8533	14496.88	14497.88	1.00	1.28	1.28	1.28	77	58
15-Oct-11	9:42	Fine	001319	2.8623	2.8692	14497.88	14498.88	1.00	1.38	1.38	1.38	83	84
15-Oct-11	10:50	Fine	001318	2.8613	2.8696	14498.88	14499.88	1.00	1.42	1.42	1.42	85	97
21-Oct-11	8:45	Sunny	001313	2.8906	2.9032	14523.88	14524.88	1.00	1.39	1.39	1.39	83	151
21-Oct-11	9:50	Sunny	001385	2.7723	2.7852	14524.88	14525.88	1.00	1.32	1.32	1.32	79	164
21-Oct-11	10:55	Sunny	001386	2.7735	2.7828	14525.88	14526.88	1.00	1.32	1.32	1.32	79	118
27-Oct-11	8:57	Fine	001388	2.7732	2.7791	9816.89	9817.89	1.00	1.25	1.25	1.25	75	79
27-Oct-11	9:59	Fine	001390	2.7621	2.7695	9817.86	9818.86	1.00	1.35	1.35	1.35	81	91
27-Oct-11	11:00	Fine	001391	2.7648	2.7754	9818.86	9819.86	1.00	1.35	1.35	1.35	81	130





Location: CMA3a - CWB PRE Site Office Area

Report on 24-hour TSP monitoring  
 Action Level ( $\mu\text{g}/\text{m}^3$ ) - 171  
 Limit Level ( $\mu\text{g}/\text{m}^3$ ) - 260

Date	Sampling Time	Weather Condition	Filter paper no.	Filter Weight, g		Elapse Time, hr		Sampling Time, hr	Flow Rate, $\text{m}^3/\text{min}$			Total Volume, $\text{m}^3$	TSP Level, $\mu\text{g}/\text{m}^3$
				Initial	Final	Initial	Final		Initial, $Q_{si}$	Final, $Q_{sf}$	Average		
28-Sep-11	8:00	Cloudy	001295	2.8730	3.1192	10226.52	10250.52	24.00	1.44	1.44	1.44	2067	119
3-Oct-11	10:00	Cloudy	001354	2.7772	2.8879	10253.52	10277.59	24.07	1.42	1.47	1.45	2091	53
8-Oct-11	8:00	Fine	001375	2.7729	3.0787	10280.59	10304.60	24.01	1.42	1.42	1.42	2046	149
14-Oct-11	8:00	Fine	001171	2.7562	2.8767	10307.60	10331.61	24.01	1.45	1.45	1.45	2082	58
20-Oct-11	8:00	Sunny	001096	2.7903	3.0665	10334.61	10358.61	24.00	1.39	1.39	1.39	2002	138
26-Oct-11	8:00	Fine	001473	2.7852	2.9382	10361.61	10385.61	24.00	1.46	1.46	1.46	2105	73

Report on 1-hour TSP monitoring  
 Action Level ( $\mu\text{g}/\text{m}^3$ ) - 311.3  
 Limit Level ( $\mu\text{g}/\text{m}^3$ ) - 500

Date	Sampling Time	Weather Condition	Filter paper no.	Filter Weight, g		Elapse Time, hr		Sampling Time, hr	Flow Rate, $\text{m}^3/\text{min}$			Total Volume, $\text{m}^3$	TSP Level, $\mu\text{g}/\text{m}^3$
				Initial	Final	Initial	Final		Initial, $Q_{si}$	Final, $Q_{sf}$	Average		
30-Sep-11	9:57	Fine	001360	2.7864	2.7949	10250.52	10251.52	1.00	1.41	1.41	1.41	85	100
30-Sep-11	11:00	Fine	001359	2.7968	2.8051	10251.52	10252.52	1.00	1.41	1.41	1.41	85	98
30-Sep-11	15:16	Fine	001358	2.7995	2.8099	10252.52	10253.52	1.00	1.41	1.41	1.41	85	123
4-Oct-11	11:00	Cloudy	001356	2.7744	2.7853	10277.59	10278.59	1.00	1.45	1.45	1.45	87	126
4-Oct-11	13:00	Cloudy	001348	2.7937	2.8032	10278.59	10279.59	1.00	1.47	1.47	1.47	88	107
4-Oct-11	14:38	Cloudy	001372	2.7862	2.7967	10279.59	10280.59	1.00	1.45	1.45	1.45	87	121
10-Oct-11	9:48	Cloudy	001381	2.7765	2.7879	10304.60	10305.60	1.00	1.42	1.42	1.42	85	134
10-Oct-11	10:53	Cloudy	001383	2.7883	2.8006	10305.60	10306.60	1.00	1.44	1.44	1.44	87	142
10-Oct-11	13:51	Cloudy	001384	2.7694	2.7853	10306.60	10307.60	1.00	1.47	1.47	1.47	88	180
15-Oct-11	9:00	Fine	001408	2.7993	2.8061	10331.61	10332.61	1.00	1.45	1.45	1.45	87	78
15-Oct-11	10:05	Fine	001410	2.7713	2.7786	10332.61	10333.61	1.00	1.45	1.45	1.45	87	84
15-Oct-11	13:10	Fine	001412	2.7912	2.8056	10333.61	10334.61	1.00	1.45	1.45	1.45	87	166
21-Oct-11	10:14	Sunny	001414	2.7663	2.7822	10358.61	10359.61	1.00	1.41	1.41	1.41	85	188
21-Oct-11	13:00	Sunny	001416	2.7686	2.7848	10359.61	10360.61	1.00	1.41	1.41	1.41	85	191
21-Oct-11	15:17	Sunny	001099	2.7928	2.8086	10360.61	10361.61	1.00	1.44	1.44	1.44	86	183
27-Oct-11	8:35	Fine	001491	2.7903	2.8008	10385.61	10386.61	1.00	1.46	1.46	1.46	88	120
27-Oct-11	13:00	Fine	001494	2.7730	2.7844	10386.61	10387.61	1.00	1.49	1.49	1.49	89	128
27-Oct-11	14:23	Fine	001485	2.7545	2.7665	10387.61	10388.61	1.00	1.51	1.51	1.51	91	132



Location: CMA4a - SPCA

Report on 24-hour TSP monitoring

Action Level ( $\mu\text{g}/\text{m}^3$ ) - 171.2  
Limit Level ( $\mu\text{g}/\text{m}^3$ ) - 260

Date	Sampling Time	Weather Condition	Filter paper no.	Filter Weight, g		Elapse Time, hr		Sampling Time, hr	Flow Rate, $\text{m}^3/\text{min}$			Total Volume, $\text{m}^3$	TSP Level, $\mu\text{g}/\text{m}^3$
				Initial	Final	Initial	Final		Initial, $Q_{si}$	Final, $Q_{sf}$	Average		
28-Sep-11	8:00	Cloudy	001294	2.8650	2.9498	13876.21	13900.20	23.99	1.02	1.02	1.02	1472	58
3-Oct-11	10:00	Cloudy	001221	2.7591	2.8284	13903.20	13927.21	24.01	1.18	1.18	1.18	1700	41
8-Oct-11	8:00	Fine	001373	2.7763	2.9684	13930.21	13954.23	24.02	1.13	1.13	1.13	1627	118
14-Oct-11	8:00	Fine	001066	2.7826	2.8506	13957.23	13981.23	24.00	1.13	1.15	1.14	1642	41
20-Oct-11	8:00	Sunny	001090	2.7857	2.8998	13984.23	14008.24	24.01	1.10	1.10	1.10	1580	72
26-Oct-11	8:00	Fine	001486	2.7718	2.9063	14011.31	14035.31	24.00	0.99	0.99	0.99	1421	95

Report on 1-hour TSP monitoring

Action Level ( $\mu\text{g}/\text{m}^3$ ) - 312.5  
Limit Level ( $\mu\text{g}/\text{m}^3$ ) - 500

Date	Sampling Time	Weather Condition	Filter paper no.	Filter Weight, g		Elapse Time, hr		Sampling Time, hr	Flow Rate, $\text{m}^3/\text{min}$			Total Volume, $\text{m}^3$	TSP Level, $\mu\text{g}/\text{m}^3$
				Initial	Final	Initial	Final		Initial, $Q_{si}$	Final, $Q_{sf}$	Average		
30-Sep-11	9:44	Fine	001340	2.7737	2.7794	13900.20	13901.20	1.00	1.10	1.10	1.10	66	86
30-Sep-11	10:46	Fine	001339	2.7703	2.7764	13901.20	13902.20	1.00	1.10	1.10	1.10	66	93
30-Sep-11	15:04	Fine	001353	2.7806	2.7884	13902.20	13903.20	1.00	1.10	1.10	1.10	66	118
4-Oct-11	10:51	Cloudy	001355	2.7624	2.7681	13927.21	13928.21	1.00	1.18	1.18	1.18	71	81
4-Oct-11	13:00	Cloudy	001349	2.7783	2.7843	13928.21	13929.21	1.00	1.16	1.18	1.17	70	86
4-Oct-11	14:20	Cloudy	001357	2.7935	2.8001	13929.21	13930.21	1.00	1.18	1.18	1.18	71	93
10-Oct-11	9:32	Cloudy	001374	2.7810	2.7891	13954.23	13955.23	1.00	1.18	1.15	1.16	70	116
10-Oct-11	10:35	Cloudy	001382	2.7841	2.7911	13955.23	13956.23	1.00	1.15	1.15	1.15	69	101
10-Oct-11	13:00	Cloudy	001387	2.7891	2.7971	13956.23	13957.23	1.00	1.13	1.13	1.13	68	118
15-Oct-11	8:44	Fine	001407	2.7882	2.7919	13981.23	13982.23	1.00	1.18	1.18	1.18	71	52
15-Oct-11	9:58	Fine	001409	2.7835	2.7882	13982.23	13983.23	1.00	1.18	1.18	1.18	71	67
15-Oct-11	13:02	Fine	001411	2.7868	2.7937	13983.23	13984.23	1.00	1.18	1.18	1.18	71	98
21-Oct-11	10:03	Sunny	001413	2.7988	2.8067	14008.24	14009.24	1.00	1.24	1.24	1.24	75	106
21-Oct-11	13:00	Sunny	001415	2.7743	2.7816	14009.23	14010.23	1.00	1.22	1.22	1.22	73	100
21-Oct-11	15:10	Sunny	001389	2.7654	2.7736	14010.23	14011.23	1.00	1.22	1.24	1.23	74	111
27-Oct-11	8:48	Fine	001492	2.7845	2.7894	14035.31	14036.31	1.00	1.13	1.13	1.13	68	73
27-Oct-11	13:00	Fine	001493	2.7761	2.7831	14036.31	14037.31	1.00	1.13	1.13	1.13	68	104
27-Oct-11	14:37	Fine	001496	2.7616	2.7679	14037.31	14038.31	1.00	1.13	1.13	1.13	68	93



Location: CMA5a - Children Garden opposite to Pedestrian Plaza

Report on 24-hour TSP monitoring

Action Level ( $\mu\text{g}/\text{m}^3$ ) - 181  
Limit Level ( $\mu\text{g}/\text{m}^3$ ) - 260

Date	Sampling Time	Weather Condition	Filter paper no.	Filter Weight, g		Elapse Time, hr		Sampling Time, hr	Flow Rate, $\text{m}^3/\text{min}$			Total Volume, $\text{m}^3$	TSP Level, $\mu\text{g}/\text{m}^3$
				Initial	Final	Initial	Final		Initial, $Q_{si}$	Final, $Q_{sf}$	Average		
28-Sep-11	8:00	Cloudy	001292	2.8581	2.9732	14859.38	14883.38	24.00	1.09	1.03	1.06	1528	75
3-Oct-11	8:00	Cloudy	001334	2.7647	2.8424	14886.38	14910.19	23.81	1.10	1.13	1.12	1596	49
8-Oct-11	8:00	Fine	001190	2.7473	2.9830	14913.19	14937.20	24.01	1.16	1.16	1.16	1670	141
14-Oct-11	8:00	Fine	001070	2.8149	2.9443	14940.21	14964.18	23.97	1.10	1.10	1.10	1582	82
20-Oct-11	8:00	Sunny	001092	2.7981	2.9721	14967.18	14991.18	24.00	1.32	1.29	1.30	1879	93
26-Oct-11	8:00	Fine	001403	2.7925	2.9605	14994.18	15018.18	24.00	1.18	1.15	1.16	1674	100

Report on 1-hour TSP monitoring

Action Level ( $\mu\text{g}/\text{m}^3$ ) - 332  
Limit Level ( $\mu\text{g}/\text{m}^3$ ) - 500

Date	Sampling Time	Weather Condition	Filter paper no.	Filter Weight, g		Elapse Time, hr		Sampling Time, hr	Flow Rate, $\text{m}^3/\text{min}$			Total Volume, $\text{m}^3$	TSP Level, $\mu\text{g}/\text{m}^3$
				Initial	Final	Initial	Final		Initial, $Q_{si}$	Final, $Q_{sf}$	Average		
30-Sep-11	8:10	Fine	001219	2.7646	2.7712	14883.38	14884.38	1.00	1.15	1.15	1.15	69	95
30-Sep-11	9:15	Fine	001217	2.7661	2.7828	14884.38	14885.38	1.00	1.12	1.12	1.12	67	248
30-Sep-11	10:20	Fine	001215	2.7558	2.7638	14885.38	14886.38	1.00	1.15	1.15	1.15	69	116
4-Oct-11	8:15	Cloudy	001212	2.7651	2.7732	14910.19	14911.19	1.00	1.19	1.19	1.19	71	113
4-Oct-11	9:20	Cloudy	001347	2.7897	2.7941	14911.19	14912.19	1.00	0.93	0.93	0.93	56	79
4-Oct-11	10:23	Cloudy	001188	2.7630	2.7699	14912.19	14913.19	1.00	1.04	1.10	1.07	64	107
10-Oct-11	9:35	Cloudy	001377	2.7877	2.7965	14937.20	14938.20	1.00	1.16	1.16	1.16	69	127
10-Oct-11	11:00	Cloudy	001379	2.7696	2.7778	14938.20	14939.20	1.00	0.98	0.98	0.98	59	139
10-Oct-11	13:00	Cloudy	001380	2.7736	2.7852	14939.20	14940.20	1.00	0.92	0.92	0.92	55	209
15-Oct-11	8:03	Fine	001087	2.7960	2.8037	14964.18	14965.18	1.00	1.16	1.16	1.16	70	111
15-Oct-11	9:09	Fine	001088	2.7796	2.7853	14965.18	14966.18	1.00	1.16	1.16	1.16	70	82
15-Oct-11	10:11	Fine	001094	2.8059	2.8145	14966.18	14967.18	1.00	1.16	1.16	1.16	70	124
21-Oct-11	8:15	Sunny	001398	2.7873	2.7979	14991.18	14992.18	1.00	1.32	1.32	1.32	79	134
21-Oct-11	9:20	Sunny	001399	2.7770	2.7878	14992.18	14993.18	1.00	1.32	1.32	1.32	79	137
21-Oct-11	10:35	Sunny	001401	2.7674	2.7772	14993.18	14994.18	1.00	1.32	1.32	1.32	79	124
27-Oct-11	8:20	Fine	001422	2.7855	2.7921	15018.18	15019.18	1.00	1.18	1.18	1.18	71	94
27-Oct-11	9:30	Fine	001424	2.7873	2.7986	15019.18	15020.18	1.00	1.18	1.18	1.18	71	160
27-Oct-11	10:38	Fine	001426	2.7780	2.7885	15020.18	15021.18	1.00	1.20	1.20	1.20	72	145



Location: MA1e - International Finance Centre (Eastern Wing)

Report on 24-hour TSP monitoring

Action Level ( $\mu\text{g}/\text{m}^3$ ) - 173.4

Limit Level ( $\mu\text{g}/\text{m}^3$ ) - 260

Date	Sampling Time	Weather Condition	Filter paper no.	Filter Weight, g		Elapse Time, hr		Sampling Time, hr	Flow Rate, $\text{m}^3/\text{min}$			Total Volume, $\text{m}^3$	TSP Level, $\mu\text{g}/\text{m}^3$
				Initial	Final	Initial	Final		Initial, $Q_{si}$	Final, $Q_{sf}$	Average		
28-Sep-11	8:00	Cloudy	001270	2.8523	3.0686	7499.22	7523.21	23.99	1.31	1.33	1.32	1906	113
3-Oct-11	8:00	Cloudy	001342	2.7703	2.8570	7526.21	7550.22	24.01	1.37	1.37	1.37	1968	44
8-Oct-11	8:00	Fine	001299	2.8694	3.0427	7553.22	7577.24	24.02	1.24	1.26	1.25	1801	96
14-Oct-11	8:00	Cloudy	001364	2.7701	2.8632	7580.24	7604.24	24.00	1.34	1.34	1.34	1934	48
20-Oct-11	8:00	Sunny	001198	2.7555	2.9623	7607.25	7631.25	24.00	1.39	1.39	1.39	2002	103
26-Oct-11	8:00	Fine	001402	2.7744	2.9122	7634.25	7658.25	24.00	1.23	1.23	1.23	1774	78

Report on 1-hour TSP monitoring

Action Level ( $\mu\text{g}/\text{m}^3$ ) - 325.1

Limit Level ( $\mu\text{g}/\text{m}^3$ ) - 500

Date	Sampling Time	Weather Condition	Filter paper no.	Filter Weight, g		Elapse Time, hr		Sampling Time, hr	Flow Rate, $\text{m}^3/\text{min}$			Total Volume, $\text{m}^3$	TSP Level, $\mu\text{g}/\text{m}^3$
				Initial	Final	Initial	Final		Initial, $Q_{si}$	Final, $Q_{sf}$	Average		
30-Sep-11	8:16	Fine	001275	2.8433	2.8519	7523.21	7524.21	1.00	1.32	1.32	1.32	79	109
30-Sep-11	9:20	Fine	001278	2.8474	2.8551	7524.21	7525.21	1.00	1.32	1.32	1.32	79	97
30-Sep-11	10:28	Fine	001280	2.8641	2.8720	7525.21	7526.21	1.00	1.32	1.32	1.32	79	100
4-Oct-11	8:16	Cloudy	001345	2.7775	2.7820	7550.22	7551.22	1.00	1.35	1.35	1.35	81	56
4-Oct-11	10:30	Cloudy	001326	2.7861	2.7910	7551.22	7552.22	1.00	1.16	1.16	1.16	69	71
4-Oct-11	15:25	Cloudy	001324	2.7839	2.7905	7552.22	7553.22	1.00	1.30	1.30	1.30	78	84
10-Oct-11	8:20	Cloudy	001350	2.7884	2.7935	7577.24	7578.24	1.00	1.34	1.34	1.34	81	63
10-Oct-11	9:55	Cloudy	001352	2.7816	2.7887	7578.24	7579.24	1.00	1.34	1.34	1.34	81	88
10-Oct-11	10:39	Cloudy	001362	2.7858	2.7925	7579.24	7580.24	1.00	1.34	1.34	1.34	81	83
15-Oct-11	8:11	Fine	001366	2.7720	2.7778	7604.25	7605.25	1.00	1.72	1.72	1.72	103	56
15-Oct-11	9:36	Fine	001368	2.7546	2.7598	7605.25	7606.25	1.00	1.72	1.72	1.72	103	50
15-Oct-11	10:39	Fine	001370	2.7637	2.7717	7606.25	7607.25	1.00	1.72	1.72	1.72	103	77
21-Oct-11	8:19	Sunny	001200	2.7540	2.7634	7631.25	7632.25	1.00	1.41	1.41	1.41	85	111
21-Oct-11	9:24	Sunny	001194	2.7640	2.7738	7632.25	7633.25	1.00	1.41	1.41	1.41	85	116
21-Oct-11	10:28	Sunny	001196	2.7443	2.7553	7633.25	7634.25	1.00	1.41	1.41	1.41	85	130
27-Oct-11	9:28	Fine	001502	2.7745	2.7807	7658.25	7659.25	1.00	1.21	1.21	1.21	73	85
27-Oct-11	13:00	Fine	001484	2.7940	2.7995	7659.25	7660.25	1.00	1.07	1.07	1.07	64	85
27-Oct-11	14:30	Fine	001395	2.7760	2.7840	7660.25	7661.25	1.00	1.23	1.23	1.23	74	108



Location: MA1w - International Finance Centre (Western Wing)

Report on 24-hour TSP monitoring  
 Action Level ( $\mu\text{g}/\text{m}^3$ ) - 173.4  
 Limit Level ( $\mu\text{g}/\text{m}^3$ ) - 260

Date	Sampling Time	Weather Condition	Filter paper no.	Filter Weight, g		Elapse Time, hr		Sampling Time, hr	Flow Rate, $\text{m}^3/\text{min}$			Total Volume, $\text{m}^3$	TSP Level, $\mu\text{g}/\text{m}^3$
				Initial	Final	Initial	Final		Initial, $Q_{si}$	Final, $Q_{sf}$	Average		
28-Sep-11	8:00	Cloudy	001222	2.8825	3.0554	10677.53	10701.52	23.99	1.43	1.43	1.43	2051	84
3-Oct-11	8:00	Cloudy	001343	2.7725	2.8564	10704.52	10728.53	24.01	1.44	1.44	1.44	2072	41
8-Oct-11	8:00	Fine	001298	2.8528	3.0829	10731.54	10755.55	24.01	1.36	1.36	1.36	1964	117
14-Oct-11	8:00	Fine	001365	2.7571	2.8661	10758.55	10782.56	24.01	1.41	1.44	1.42	2050	53
20-Oct-11	8:00	Sunny	001199	2.7463	2.9689	10785.56	10809.56	24.00	1.44	1.44	1.44	2073	107
26-Oct-11	8:00	Fine	001072	2.7814	2.9477	10812.56	10835.66	24.00	1.41	1.41	1.41	1956	85

Report on 1-hour TSP monitoring  
 Action Level ( $\mu\text{g}/\text{m}^3$ ) - 325.1  
 Limit Level ( $\mu\text{g}/\text{m}^3$ ) - 500

Date	Sampling Time	Weather Condition	Filter paper no.	Filter Weight, g		Elapse Time, hr		Sampling Time, hr	Flow Rate, $\text{m}^3/\text{min}$			Total Volume, $\text{m}^3$	TSP Level, $\mu\text{g}/\text{m}^3$
				Initial	Final	Initial	Final		Initial, $Q_{si}$	Final, $Q_{sf}$	Average		
30-Sep-11	8:24	Fine	001276	2.8395	2.8478	10701.52	10702.52	1.00	1.21	1.21	1.21	73	114
30-Sep-11	9:29	Fine	001279	2.8586	2.8657	10702.52	10703.52	1.00	1.21	1.21	1.21	73	98
30-Sep-11	10:34	Fine	001341	2.7580	2.7630	10703.52	10704.52	1.00	1.21	1.21	1.21	73	69
4-Oct-11	8:23	Cloudy	001346	2.7965	2.8023	10728.53	10729.54	1.01	1.36	1.36	1.36	83	70
4-Oct-11	10:38	Cloudy	001325	2.7789	2.7851	10729.54	10730.54	1.00	1.27	1.27	1.27	76	82
4-Oct-11	15:32	Cloudy	001297	2.8506	2.8611	10730.54	10731.54	1.00	1.36	1.36	1.36	82	128
10-Oct-11	8:28	Cloudy	001351	2.7625	2.7696	10755.55	10756.55	1.00	1.31	1.36	1.34	80	89
10-Oct-11	9:41	Cloudy	001361	2.7865	2.7941	10756.55	10757.55	1.00	1.22	1.36	1.29	77	98
10-Oct-11	10:45	Cloudy	001363	2.8016	2.8092	10757.55	10758.55	1.00	1.41	1.41	1.41	85	90
15-Oct-11	8:19	Fine	001367	2.7677	2.7730	10782.56	10783.56	1.00	1.36	1.36	1.36	82	65
15-Oct-11	9:42	Fine	001369	2.7574	2.7630	10783.56	10784.56	1.00	1.36	1.36	1.36	82	69
15-Oct-11	10:49	Fine	001371	2.7724	2.7788	10784.56	10785.56	1.00	1.36	1.36	1.36	82	78
21-Oct-11	8:27	Sunny	001193	2.7626	2.7739	10809.56	10810.56	1.00	1.41	1.41	1.41	85	133
21-Oct-11	9:33	Sunny	001195	2.7649	2.7760	10810.56	10811.56	1.00	1.41	1.41	1.41	85	131
21-Oct-11	10:36	Sunny	001197	2.7577	2.7690	10811.56	10812.56	1.00	1.41	1.41	1.41	85	133
27-Oct-11	9:19	Fine	001501	2.7766	2.7840	10835.66	10836.66	1.00	1.39	1.39	1.39	83	89
27-Oct-11	13:00	Fine	001485	2.7701	2.7793	10836.66	10837.66	1.00	1.39	1.39	1.39	83	111
27-Oct-11	14:40	Fine	001396	2.7835	2.7943	10837.66	10838.66	1.00	1.39	1.39	1.39	83	130



Location: CMA1b - Oil St Community Liaison Centre

Report on 24-hour TSP monitoring

Action Level ( $\mu\text{g}/\text{m}^3$ ) - 176.7

Limit Level ( $\mu\text{g}/\text{m}^3$ ) - 260

Date	Sampling Time	Weather Condition	Filter paper no.	Filter Weight, g		Elapse Time, hr		Sampling Time, hr	Flow Rate, $\text{m}^3/\text{min}$			Total Volume, $\text{m}^3$	TSP Level, $\mu\text{g}/\text{m}^3$
				Initial	Final	Initial	Final		Initial, $Q_{si}$	Final, $Q_{sf}$	Average		
19/11/2011*	15:00	Fine	001585	2.7547	2.8549	77.08	101.08	24.00	1.31	1.32	1.32	1895	53
24/11/2011	8:00	Fine	001584	2.7428	2.9485	101.08	125.08	24.00	1.32	1.32	1.32	1905	108

The TSP monitoring at CMA1b was reinstated on 14 November 2011 as the permission of HVS installation was granted from the FEHD depot owner  
 \*Due to lack of electricity supply, 24hr-TSP was rescheduled from 18 November 2011 to 19 November 2011

Report on 1-hour TSP monitoring

Action Level ( $\mu\text{g}/\text{m}^3$ ) - 320.1

Limit Level ( $\mu\text{g}/\text{m}^3$ ) - 500

Date	Sampling Time	Weather Condition	Filter paper no.	Filter Weight, g		Elapse Time, hr		Sampling Time, hr	Flow Rate, $\text{m}^3/\text{min}$			Total Volume, $\text{m}^3$	TSP Level, $\mu\text{g}/\text{m}^3$
				Initial	Final	Initial	Final		Initial, $Q_{si}$	Final, $Q_{sf}$	Average		
14/11/2011	8:00	Fine	001467	2.7784	2.7954	58.38	59.38	1.00	1.32	1.32	1.32	79	215
14/11/2011	13:00	Fine	001452	2.7510	2.7653	59.38	60.37	0.99	1.32	1.32	1.32	78	182
14/11/2011	16:49	Fine	001546	2.7748	2.7878	60.37	61.40	1.03	1.32	1.32	1.32	82	159
19/11/2011	8:00	Fine	001464	2.7567	2.7647	74.08	75.08	1.00	1.31	1.31	1.31	79	102
19/11/2011	9:35	Fine	001590	2.7628	2.7709	75.08	76.08	1.00	1.31	1.31	1.31	79	103
19/11/2011	13:00	Fine	001586	2.7662	2.7712	76.08	77.08	1.00	1.31	1.31	1.31	79	63
25/11/2011	8:30	Fine	001599	2.7694	2.7868	125.08	126.08	1.00	1.32	1.32	1.32	79	219
25/11/2011	10:26	Fine	001620	2.7810	2.7911	126.08	127.08	1.00	1.37	1.37	1.37	82	123
25/11/2011	13:00	Fine	001618	2.7504	2.7615	127.08	128.08	1.00	1.32	1.32	1.32	79	140



Location: CMA2a - Causeway Bay Community Centre

Report on 24-hour TSP monitoring

Action Level ( $\mu\text{g}/\text{m}^3$ ) - 169.5

Limit Level ( $\mu\text{g}/\text{m}^3$ ) - 260

Date	Sampling Time	Weather Condition	Filter paper no.	Filter Weight, g		Elapse Time, hr		Sampling Time, hr	Flow Rate, $\text{m}^3/\text{min}$			Total Volume, $\text{m}^3$	TSP Level, $\mu\text{g}/\text{m}^3$
				Initial	Final	Initial	Final		Initial, $Q_{si}$	Final, $Q_{sf}$	Average		
1-Nov-11	8:00	Fine	001392	2.7717	2.9308	9819.86	9843.87	24.01	1.38	1.38	1.38	1988	80
7-Nov-11	8:00	Cloudy	001440	2.7928	2.9026	9846.87	9870.86	23.99	1.40	1.40	1.40	2018	54
12-Nov-11	8:00	Fine	001516	2.7781	2.9228	9873.86	9897.86	24.00	1.39	1.39	1.39	1995	73
18-Nov-11	8:00	Fine	001550	2.7516	2.8599	9900.87	9924.87	24.00	1.37	1.38	1.38	1980	55
24-Nov-11	8:00	Fine	001626	2.7645	3.0149	9927.82	9951.86	24.04	1.36	1.36	1.36	1964	127

Report on 1-hour TSP monitoring

Action Level ( $\mu\text{g}/\text{m}^3$ ) - 323.4

Limit Level ( $\mu\text{g}/\text{m}^3$ ) - 500

Date	Sampling Time	Weather Condition	Filter paper no.	Filter Weight, g		Elapse Time, hr		Sampling Time, hr	Flow Rate, $\text{m}^3/\text{min}$			Total Volume, $\text{m}^3$	TSP Level, $\mu\text{g}/\text{m}^3$
				Initial	Final	Initial	Final		Initial, $Q_{si}$	Final, $Q_{sf}$	Average		
2-Nov-11	8:05	Fine	001428	2.7925	2.8045	9843.87	9844.87	1.00	1.41	1.41	1.41	84	142
2-Nov-11	9:08	Fine	001430	2.7738	2.7840	9844.87	9845.87	1.00	1.41	1.41	1.41	84	121
2-Nov-11	10:15	Fine	001432	2.7832	2.7921	9845.87	9846.87	1.00	1.41	1.41	1.41	84	105
8-Nov-11	8:58	Cloudy	001505	2.7556	2.7594	9870.86	9871.86	1.00	1.41	1.41	1.41	84	45
8-Nov-11	10:04	Cloudy	001503	2.7641	2.7674	9871.86	9872.86	1.00	1.41	1.41	1.41	84	39
8-Nov-11	11:00	Cloudy	001499	2.7686	2.7718	9872.86	9873.86	1.00	1.41	1.41	1.41	84	38
14-Nov-11	13:00	Fine	001451	2.7732	2.7862	9897.86	9898.86	1.00	1.38	1.38	1.38	83	156
14-Nov-11	14:46	Fine	001545	2.7658	2.7779	9898.86	9899.87	1.01	1.38	1.38	1.38	84	144
14-Nov-11	15:51	Fine	001547	2.7634	2.7743	9899.87	9900.87	1.00	1.38	1.38	1.38	83	131
19-Nov-11	8:15	Fine	001465	2.7632	2.7707	9924.87	9925.87	1.00	1.38	1.38	1.38	83	91
19-Nov-11	9:30	Fine	001538	2.7636	2.7747	9925.87	9926.87	1.00	1.38	1.38	1.38	83	134
19-Nov-11	13:00	Fine	001574	2.8449	2.8501	9926.87	9927.87	1.00	1.38	1.38	1.38	83	63
25-Nov-11	8:37	Fine	001625	2.7638	2.7803	9951.86	9952.86	1.00	1.39	1.38	1.39	83	198
25-Nov-11	10:15	Fine	001621	2.7892	2.8021	9952.86	9953.86	1.00	1.39	1.39	1.39	83	155
25-Nov-11	13:00	Fine	001619	2.7974	2.8083	9953.86	9954.86	1.00	1.41	1.41	1.41	85	128



Location: CMA3a - CWB PRE Site Office Area

Report on 24-hour TSP monitoring  
 Action Level ( $\mu\text{g}/\text{m}^3$ ) - 171  
 Limit Level ( $\mu\text{g}/\text{m}^3$ ) - 260

Date	Sampling Time	Weather Condition	Filter paper no.	Filter Weight, g		Elapse Time, hr		Sampling Time, hr	Flow Rate, $\text{m}^3/\text{min}$			Total Volume, $\text{m}^3$	TSP Level, $\mu\text{g}/\text{m}^3$
				Initial	Final	Initial	Final		Initial, $Q_{si}$	Final, $Q_{sf}$	Average		
1-Nov-11	8:00	Fine	001497	2.7602	2.9928	10388.61	10412.37	23.76	1.43	1.43	1.43	2046	114
7-Nov-11	8:00	Cloudy	001520	2.7782	2.9203	10415.37	10439.37	24.00	1.46	1.46	1.46	2098	68
12-Nov-11	8:00	Fine	001540	2.7867	2.9609	10442.37	10466.37	24.00	1.44	1.44	1.44	2074	84
18-Nov-11	8:00	Fine	001535	2.7546	2.8799	10469.37	10492.45	23.08	1.48	1.48	1.48	2052	61
24-Nov-11	8:00	Fine	001580	2.7732	3.1018	10495.45	10519.41	23.96	1.50	1.50	1.50	2151	153

Report on 1-hour TSP monitoring  
 Action Level ( $\mu\text{g}/\text{m}^3$ ) - 311.3  
 Limit Level ( $\mu\text{g}/\text{m}^3$ ) - 500

Date	Sampling Time	Weather Condition	Filter paper no.	Filter Weight, g		Elapse Time, hr		Sampling Time, hr	Flow Rate, $\text{m}^3/\text{min}$			Total Volume, $\text{m}^3$	TSP Level, $\mu\text{g}/\text{m}^3$
				Initial	Final	Initial	Final		Initial, $Q_{si}$	Final, $Q_{sf}$	Average		
2-Nov-11	9:37	Fine	001476	2.7671	2.7797	10412.37	10413.37	1.00	1.36	1.36	1.36	81	155
2-Nov-11	13:00	Fine	001433	2.7838	2.7968	10413.37	10414.37	1.00	1.38	1.38	1.38	83	157
2-Nov-11	15:00	Fine	001471	2.7770	2.7912	10414.37	10415.37	1.00	1.38	1.38	1.38	83	171
8-Nov-11	9:10	Cloudy	001518	2.7710	2.7762	10439.37	10440.37	1.00	1.54	1.54	1.54	92	56
8-Nov-11	10:15	Cloudy	001517	2.7762	2.7822	10440.37	10441.37	1.00	1.28	1.28	1.28	77	78
8-Nov-11	13:00	Cloudy	001446	2.7712	2.7773	10441.37	10442.37	1.00	1.43	1.43	1.43	86	71
14-Nov-11	13:03	Fine	001455	2.7552	2.7691	10466.37	10467.37	1.00	1.41	1.41	1.41	85	164
14-Nov-11	14:55	Fine	001457	2.7611	2.7766	10467.37	10468.37	1.00	1.44	1.44	1.44	86	179
14-Nov-11	16:10	Fine	001533	2.7477	2.7616	10468.37	10469.37	1.00	1.41	1.41	1.41	85	164
19-Nov-11	8:35	Fine	001453	2.7812	2.7905	10492.45	10493.45	1.00	1.41	1.41	1.41	84	110
19-Nov-11	10:00	Fine	001572	2.8325	2.8421	10493.45	10494.45	1.00	1.43	1.43	1.43	86	112
19-Nov-11	13:00	Fine	001587	2.7609	2.7673	10494.45	10495.45	1.00	1.41	1.41	1.41	84	76
25-Nov-11	9:15	Fine	001600	2.7685	2.7881	10519.41	10520.41	1.00	1.50	1.49	1.49	90	219
25-Nov-11	13:00	Fine	001591	2.7827	2.8006	10520.41	10521.41	1.00	1.44	1.44	1.44	87	207
25-Nov-11	15:15	Fine	001606	2.7494	2.7664	10521.41	10522.41	1.00	1.44	1.44	1.44	87	196





Location: CMA4a - SPCA

Report on 24-hour TSP monitoring

Action Level ( $\mu\text{g}/\text{m}^3$ ) - 171.2  
 Limit Level ( $\mu\text{g}/\text{m}^3$ ) - 260

Date	Sampling Time	Weather Condition	Filter paper no.	Filter Weight, g		Elapse Time, hr		Sampling Time, hr	Flow Rate, $\text{m}^3/\text{min}$			Total Volume, $\text{m}^3$	TSP Level, $\mu\text{g}/\text{m}^3$
				Initial	Final	Initial	Final		Initial, $Q_{si}$	Final, $Q_{sf}$	Average		
1-Nov-11	8:00	Fine	001498	2.7650	2.9099	14038.31	14062.31	24.00	1.13	1.13	1.13	1621	89
7-Nov-11	8:00	Cloudy	001511	2.7514	2.8226	14065.31	14089.30	23.99	1.05	1.05	1.05	1516	47
12-Nov-11	8:00	Fine	001448	2.7739	2.9055	14092.31	14116.31	24.00	1.13	1.13	1.13	1627	81
18-Nov-11	8:00	Fine	001534	2.7527	2.8379	14119.30	14143.30	24.00	1.10	1.10	1.10	1582	54
24-Nov-11	8:00	Fine	001627	2.7866	3.0045	14146.30	14170.30	24.00	1.16	1.16	1.16	1664	131

Report on 1-hour TSP monitoring

Action Level ( $\mu\text{g}/\text{m}^3$ ) - 312.5  
 Limit Level ( $\mu\text{g}/\text{m}^3$ ) - 500

Date	Sampling Time	Weather Condition	Filter paper no.	Filter Weight, g		Elapse Time, hr		Sampling Time, hr	Flow Rate, $\text{m}^3/\text{min}$			Total Volume, $\text{m}^3$	TSP Level, $\mu\text{g}/\text{m}^3$
				Initial	Final	Initial	Final		Initial, $Q_{si}$	Final, $Q_{sf}$	Average		
2-Nov-11	9:22	Fine	001477	2.7721	2.7788	14062.31	14063.31	1.00	1.01	1.01	1.01	61	111
2-Nov-11	13:00	Fine	001439	2.7892	2.7961	14063.31	14064.31	1.00	1.10	1.10	1.10	66	104
2-Nov-11	14:55	Fine	001482	2.7875	2.7943	14064.31	14065.31	1.00	1.06	1.06	1.06	63	107
8-Nov-11	8:56	Cloudy	001519	2.7907	2.7935	14089.30	14090.30	1.00	1.10	1.10	1.10	66	42
8-Nov-11	10:05	Cloudy	001443	2.7812	2.7850	14090.30	14091.30	1.00	1.15	1.15	1.15	69	55
8-Nov-11	13:22	Cloudy	001447	2.7612	2.7648	14091.30	14092.30	1.00	1.15	1.15	1.15	69	52
14-Nov-11	13:00	Fine	001454	2.7507	2.7602	14116.30	14117.30	1.00	1.11	1.11	1.11	66	143
14-Nov-11	14:52	Fine	001531	2.7655	2.7744	14117.30	14118.30	1.00	1.11	1.11	1.11	66	134
14-Nov-11	16:56	Fine	001532	2.7557	2.7630	14118.30	14119.30	1.00	1.11	1.11	1.11	66	110
19-Nov-11	8:32	Fine	001536	2.7355	2.7423	14143.30	14144.30	1.00	1.10	1.10	1.10	66	103
19-Nov-11	9:50	Fine	001571	2.8522	2.8573	14144.30	14145.30	1.00	1.10	1.10	1.10	66	77
19-Nov-11	10:53	Fine	001573	2.8285	2.8338	14145.30	14146.30	1.00	1.10	1.10	1.10	66	80
25-Nov-11	9:09	Fine	001624	2.7828	2.7927	14170.30	14171.30	1.00	1.16	1.15	1.15	69	143
25-Nov-11	13:00	Fine	001592	2.7540	2.7629	14171.30	14172.30	1.00	1.16	1.16	1.16	69	128
25-Nov-11	15:00	Fine	001605	2.7661	2.7753	14172.30	14173.30	1.00	1.16	1.16	1.16	69	133



Location: CMA5a - Children Garden opposite to Pedestrian Plaza

Report on 24-hour TSP monitoring

Action Level ( $\mu\text{g}/\text{m}^3$ ) - 181  
 Limit Level ( $\mu\text{g}/\text{m}^3$ ) - 260

Date	Sampling Time	Weather Condition	Filter paper no.	Filter Weight, g		Elapse Time, hr		Sampling Time, hr	Flow Rate, $\text{m}^3/\text{min}$			Total Volume, $\text{m}^3$	TSP Level, $\mu\text{g}/\text{m}^3$
				Initial	Final	Initial	Final		Initial, $Q_{si}$	Final, $Q_{sf}$	Average		
1-Nov-11	8:00	Fine	001393	2.7831	2.9374	15021.19	15045.18	23.99	1.18	1.18	1.18	1693	91
7-Nov-11	8:00	Cloudy	001481	2.7868	2.8917	15048.18	15072.18	24.00	1.17	1.17	1.17	1688	62
12-Nov-11	8:00	Fine	001469	2.7843	2.9289	15075.18	15099.18	24.00	1.21	1.21	1.21	1742	83
18-Nov-11	8:00	Fine	001459	2.7614	2.8833	15102.18	15126.18	24.00	1.17	1.17	1.17	1686	72
24-Nov-11	8:00	Fine	001577	2.7806	3.0177	15129.18	15153.17	23.99	1.18	1.19	1.18	1705	139

Report on 1-hour TSP monitoring

Action Level ( $\mu\text{g}/\text{m}^3$ ) - 332  
 Limit Level ( $\mu\text{g}/\text{m}^3$ ) - 500

Date	Sampling Time	Weather Condition	Filter paper no.	Filter Weight, g		Elapse Time, hr		Sampling Time, hr	Flow Rate, $\text{m}^3/\text{min}$			Total Volume, $\text{m}^3$	TSP Level, $\mu\text{g}/\text{m}^3$
				Initial	Final	Initial	Final		Initial, $Q_{si}$	Final, $Q_{sf}$	Average		
2-Nov-11	8:45	Fine	001475	2.7631	2.7760	15045.18	15046.18	1.00	1.06	1.06	1.06	64	202
2-Nov-11	10:00	Fine	001479	2.7729	2.7816	15046.18	15047.18	1.00	1.09	1.09	1.09	66	133
2-Nov-11	13:00	Fine	001435	2.7833	2.7894	15047.18	15048.18	1.00	1.06	1.06	1.06	64	96
8-Nov-11	8:10	Cloudy	001470	2.7838	2.7879	15072.18	15073.18	1.00	1.26	1.26	1.26	76	54
8-Nov-11	9:15	Cloudy	001441	2.7849	2.7895	15073.18	15074.18	1.00	1.26	1.26	1.26	76	61
8-Nov-11	10:35	Cloudy	001449	2.7622	2.7668	15074.18	15075.18	1.00	1.26	1.26	1.26	76	61
14-Nov-11	9:46	Fine	001514	2.7775	2.7892	15099.18	15100.18	1.00	1.24	1.24	1.24	74	158
14-Nov-11	13:15	Fine	001456	2.7570	2.7681	15100.18	15101.18	1.00	1.24	1.24	1.24	74	150
14-Nov-11	14:40	Fine	001483	2.7907	2.8036	15101.18	15102.18	1.00	1.24	1.24	1.24	74	174
19-Nov-11	8:50	Fine	001537	2.7547	2.7654	15126.18	15127.18	1.00	1.23	1.23	1.23	74	145
19-Nov-11	9:50	Fine	001589	2.7616	2.7720	15127.18	15128.18	1.00	1.23	1.23	1.23	74	141
19-Nov-11	13:00	Fine	001575	2.8468	2.8560	15128.18	15129.18	1.00	1.23	1.23	1.23	74	125
25-Nov-11	8:10	Fine	001597	2.7663	2.7811	15153.17	15154.17	1.00	1.24	1.24	1.24	74	199
25-Nov-11	9:30	Fine	001623	2.7783	2.7917	15154.17	15155.17	1.00	1.24	1.24	1.24	74	180
25-Nov-11	13:19	Fine	001601	2.7675	2.7775	15155.17	15156.17	1.00	1.24	1.24	1.24	74	134



Location: MA1e - International Finance Centre (Eastern Wing)

Report on 24-hour TSP monitoring

Action Level ( $\mu\text{g}/\text{m}^3$ ) - 173.4

Limit Level ( $\mu\text{g}/\text{m}^3$ ) - 260

Date	Sampling Time	Weather Condition	Filter paper no.	Filter Weight, g		Elapse Time, hr		Sampling Time, hr	Flow Rate, $\text{m}^3/\text{min}$			Total Volume, $\text{m}^3$	TSP Level, $\mu\text{g}/\text{m}^3$
				Initial	Final	Initial	Final		Initial, $Q_{si}$	Final, $Q_{sf}$	Average		
1-Nov-11	8:00	Fine	001406	2.7904	2.9178	7661.25	7685.25	24.00	1.07	1.07	1.07	1546	82
7-Nov-11	8:00	Cloudy	001508	2.7656	2.8415	7688.25	7712.25	24.00	1.23	1.23	1.23	1769	43
12-Nov-11	8:00	Fine	001527	2.8371	2.9841	7715.25	7739.25	24.00	1.24	1.24	1.24	1781	83
18-Nov-11	8:00	Fine	001564	2.7482	2.8972	7742.25	7766.25	24.00	1.18	1.18	1.18	1703	88
24-Nov-11	8:00	Fine	001530	2.7491	2.9823	7769.25	7793.25	24.00	1.24	1.24	1.24	1784	131

Report on 1-hour TSP monitoring

Action Level ( $\mu\text{g}/\text{m}^3$ ) - 325.1

Limit Level ( $\mu\text{g}/\text{m}^3$ ) - 500

Date	Sampling Time	Weather Condition	Filter paper no.	Filter Weight, g		Elapse Time, hr		Sampling Time, hr	Flow Rate, $\text{m}^3/\text{min}$			Total Volume, $\text{m}^3$	TSP Level, $\mu\text{g}/\text{m}^3$
				Initial	Final	Initial	Final		Initial, $Q_{si}$	Final, $Q_{sf}$	Average		
2-Nov-11	8:29	Fine	001490	2.7845	2.7950	7685.25	7686.25	1.00	1.23	1.23	1.23	74	142
2-Nov-11	9:34	Fine	001488	2.7695	2.7784	7686.25	7687.25	1.00	1.23	1.23	1.23	74	120
2-Nov-11	10:46	Fine	001510	2.7533	2.7733	7687.25	7688.25	1.00	1.23	1.23	1.23	74	271
8-Nov-11	8:48	Cloudy	001521	2.7741	2.7759	7712.25	7713.25	1.00	1.23	1.23	1.23	74	24
8-Nov-11	9:54	Cloudy	001523	2.8455	2.8471	7713.25	7714.25	1.00	1.23	1.23	1.23	74	22
8-Nov-11	10:58	Cloudy	001525	2.8318	2.8342	7714.26	7715.26	1.00	1.23	1.23	1.23	74	32
14-Nov-11	8:23	Fine	001549	2.7735	2.7845	7739.25	7740.25	1.00	1.24	1.24	1.24	74	148
14-Nov-11	9:28	Fine	001541	2.7689	2.7799	7740.25	7741.25	1.00	1.24	1.24	1.24	74	148
14-Nov-11	10:33	Fine	001543	2.7695	2.7823	7741.25	7742.25	1.00	1.24	1.24	1.24	74	173
19-Nov-11	8:20	Fine	001565	2.7440	2.7484	7766.25	7767.25	1.00	1.23	1.23	1.23	74	60
19-Nov-11	9:24	Fine	001567	2.7557	2.7637	7767.25	7768.25	1.00	1.23	1.23	1.23	74	109
19-Nov-11	10:31	Fine	001569	2.7596	2.7665	7768.25	7769.25	1.00	1.23	1.23	1.23	74	94
25-Nov-11	8:19	Fine	001555	2.7583	2.7706	7793.25	7794.25	1.00	1.24	1.24	1.24	74	166
25-Nov-11	9:42	Fine	001557	2.7730	2.7812	7794.25	7795.25	1.00	1.24	1.24	1.24	74	110
25-Nov-11	10:45	Fine	001559	2.7573	2.7655	7795.25	7796.25	1.00	1.24	1.24	1.24	74	110



Location: MA1w - International Finance Centre (Western Wing)

Report on 24-hour TSP monitoring  
 Action Level ( $\mu\text{g}/\text{m}^3$ ) - 173.4  
 Limit Level ( $\mu\text{g}/\text{m}^3$ ) - 260

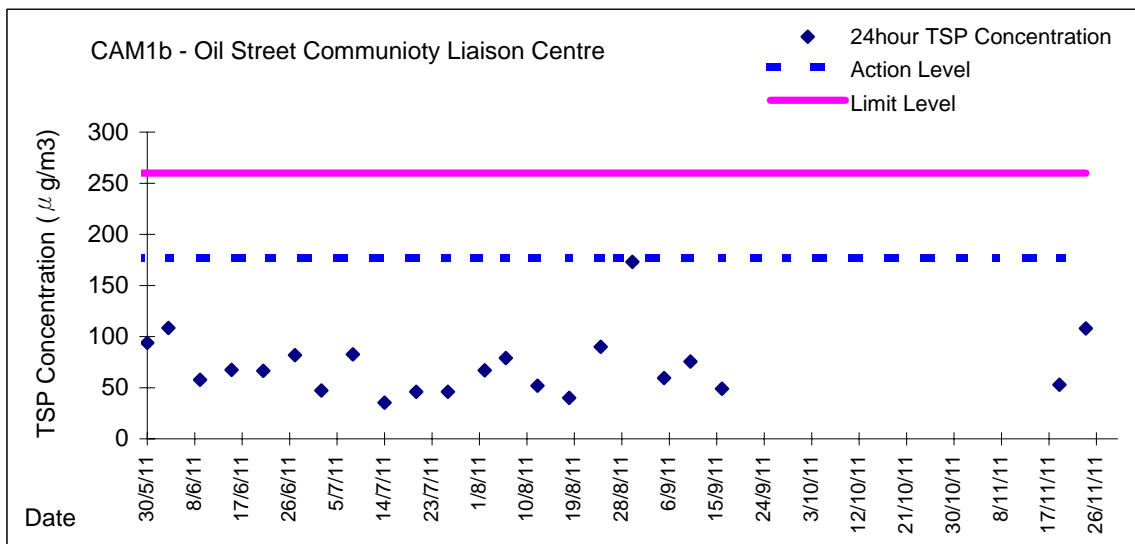
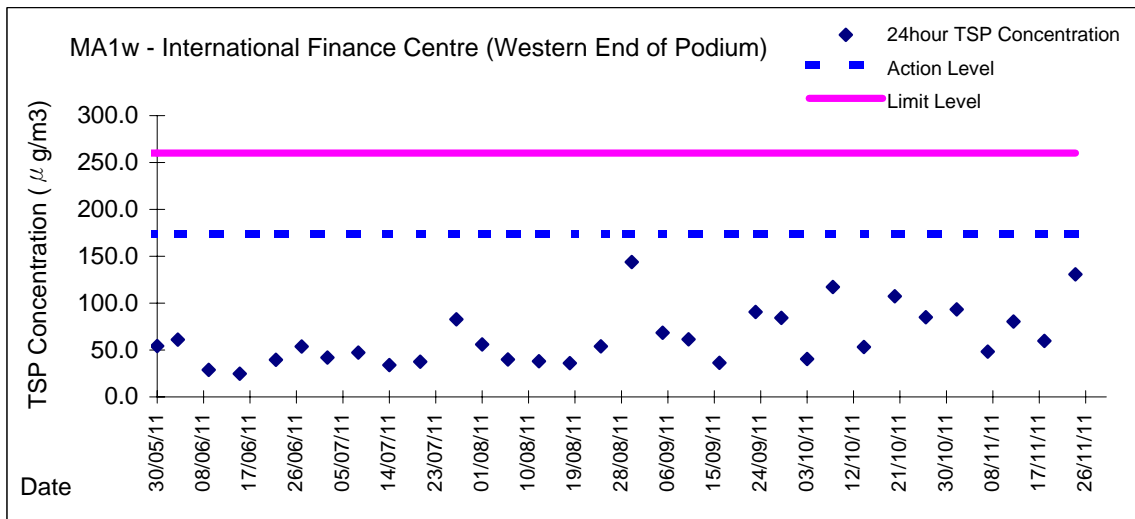
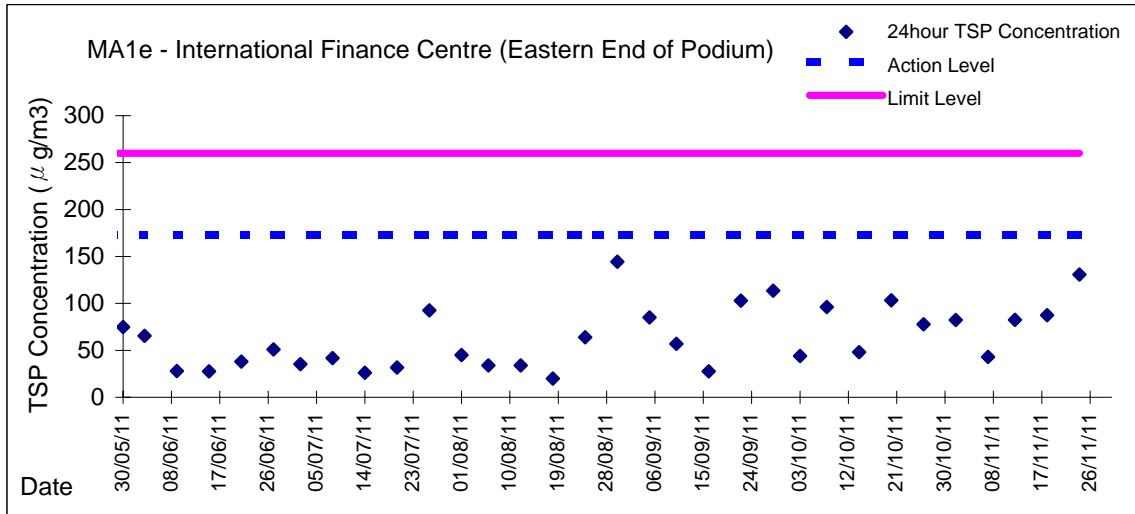
Date	Sampling Time	Weather Condition	Filter paper no.	Filter Weight, g		Elapse Time, hr		Sampling Time, hr	Flow Rate, $\text{m}^3/\text{min}$			Total Volume, $\text{m}^3$	TSP Level, $\mu\text{g}/\text{m}^3$
				Initial	Final	Initial	Final		Initial, $Q_{si}$	Final, $Q_{sf}$	Average		
1-Nov-11	8:00	Fine	001397	2.7876	2.9706	10838.66	10862.66	24.00	1.36	1.36	1.36	1961	93
7-Nov-11	8:00	Cloudy	001507	2.7562	2.8558	10865.66	10889.66	24.00	1.43	1.43	1.43	2062	48
12-Nov-11	8:00	Fine	001528	2.7798	2.9408	10892.66	10916.66	24.00	1.39	1.39	1.39	2004	80
18-Nov-11	8:00	Fine	001563	2.7511	2.8698	10919.66	10943.66	24.00	1.38	1.38	1.38	1989	60
24-Nov-11	8:00	Fine	001529	2.7638	3.0311	10946.66	10970.66	24.00	1.42	1.42	1.42	2044	131

Report on 1-hour TSP monitoring  
 Action Level ( $\mu\text{g}/\text{m}^3$ ) - 325.1  
 Limit Level ( $\mu\text{g}/\text{m}^3$ ) - 500

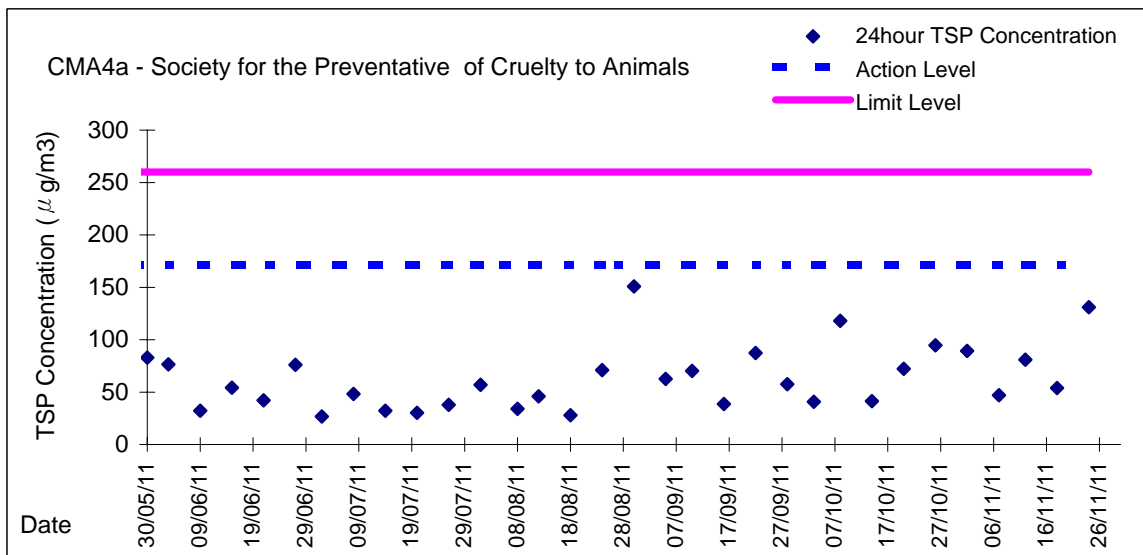
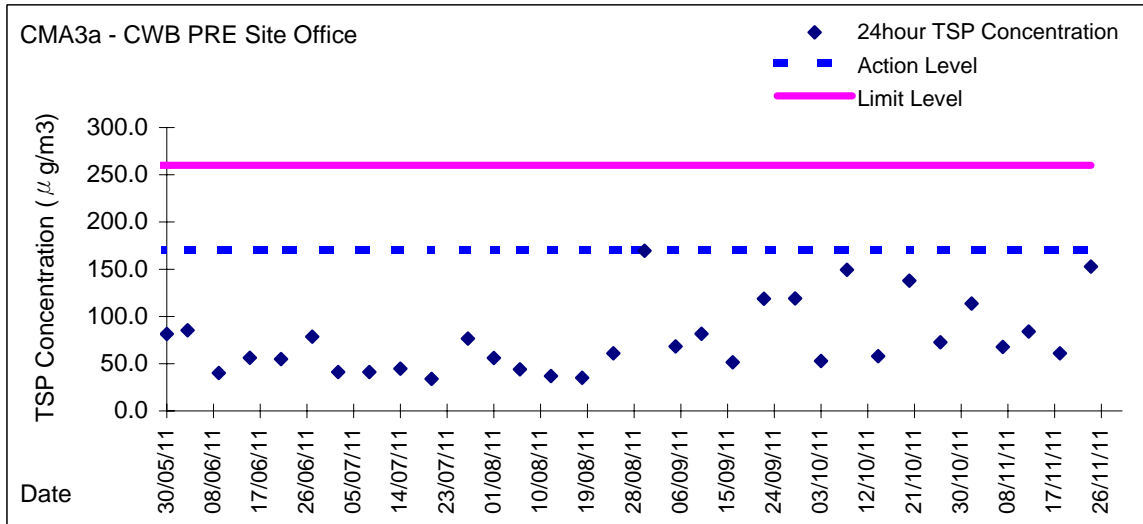
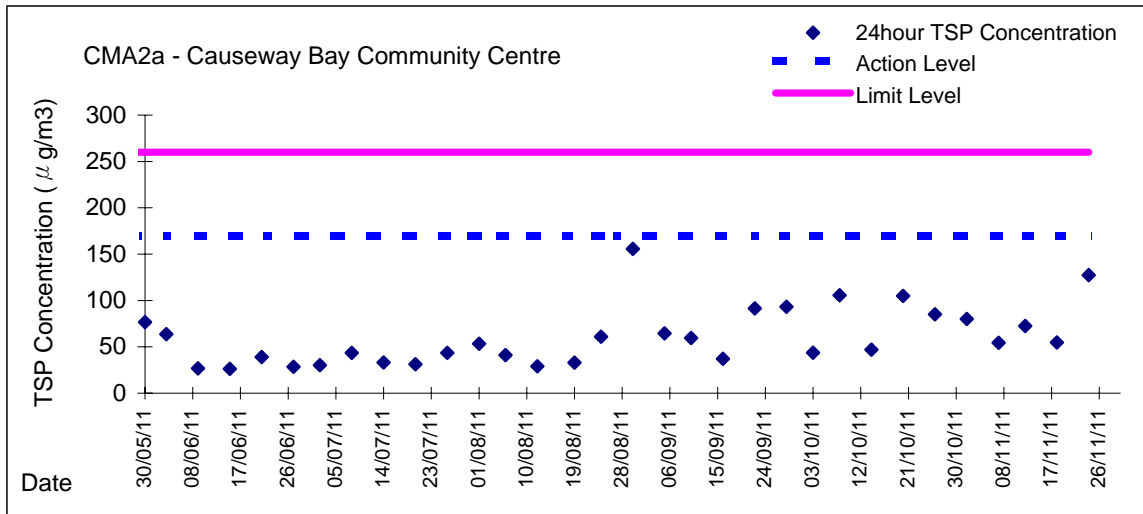
Date	Sampling Time	Weather Condition	Filter paper no.	Filter Weight, g		Elapse Time, hr		Sampling Time, hr	Flow Rate, $\text{m}^3/\text{min}$			Total Volume, $\text{m}^3$	TSP Level, $\mu\text{g}/\text{m}^3$
				Initial	Final	Initial	Final		Initial, $Q_{si}$	Final, $Q_{sf}$	Average		
2-Nov-11	8:37	Fine	001489	2.7759	2.7866	10862.66	10863.66	1.00	1.41	1.41	1.41	85	126
2-Nov-11	9:41	Fine	001487	2.7791	2.7885	10863.66	10864.66	1.00	1.44	1.44	1.44	86	109
2-Nov-11	10:53	Fine	001509	2.7572	2.7637	10864.66	10865.66	1.00	1.41	1.41	1.41	85	77
8-Nov-11	8:58	Cloudy	001522	2.8043	2.8071	10889.66	10890.66	1.00	1.39	1.39	1.39	83	34
8-Nov-11	10:00	Cloudy	001524	2.8350	2.8385	10890.67	10891.67	1.00	1.39	1.39	1.39	83	42
8-Nov-11	11:00	Cloudy	001526	2.8371	2.8405	10891.66	10892.66	1.00	1.44	1.44	1.44	86	39
14-Nov-11	8:31	Fine	001548	2.7630	2.7754	10916.66	10917.66	1.00	1.42	1.42	1.42	85	146
14-Nov-11	9:35	Fine	001542	2.7612	2.7727	10917.66	10918.66	1.00	1.42	1.42	1.42	85	135
14-Nov-11	10:39	Fine	001544	2.7599	2.7722	10918.66	10919.66	1.00	1.37	1.37	1.37	82	150
19-Nov-11	8:28	Fine	001566	2.7606	2.7669	10943.66	10944.66	1.00	1.41	1.41	1.41	84	75
19-Nov-11	9:31	Fine	001568	2.7543	2.7626	10944.66	10945.66	1.00	1.41	1.41	1.41	84	98
19-Nov-11	10:40	Fine	001570	2.7539	2.7609	10945.66	10946.66	1.00	1.33	1.33	1.33	80	87
25-Nov-11	8:27	Fine	001556	2.7628	2.7787	10970.66	10971.66	1.00	1.42	1.42	1.42	85	187
25-Nov-11	9:48	Fine	001558	2.7595	2.7710	10971.66	10972.66	1.00	1.42	1.42	1.42	85	135
25-Nov-11	10:53	Fine	001560	2.7554	2.7658	10972.66	10973.66	1.00	1.42	1.42	1.42	85	122



Graphic Presentation of 24 hour TSP Result

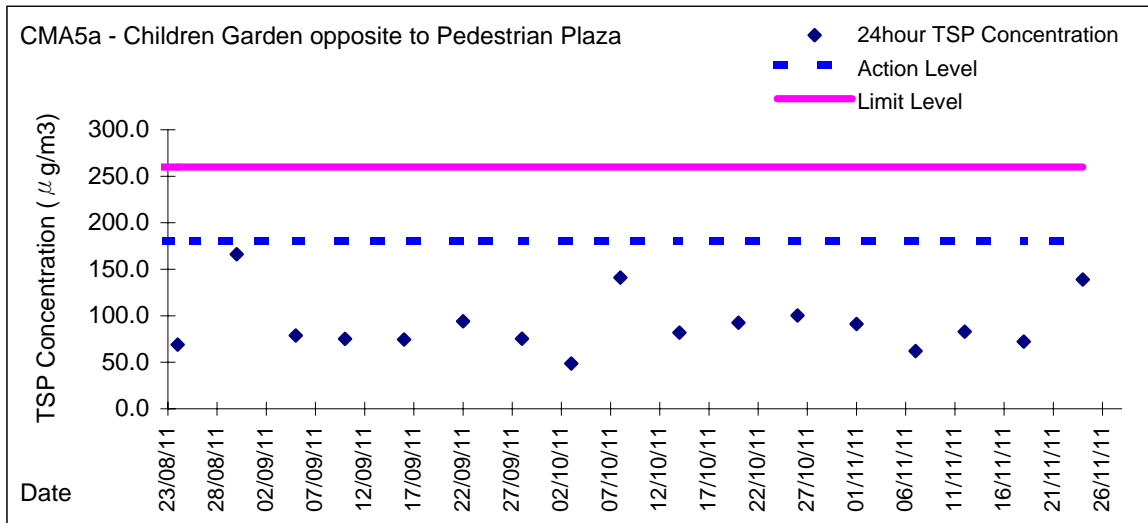


**Graphic Presentation of 24 hour TSP Result**

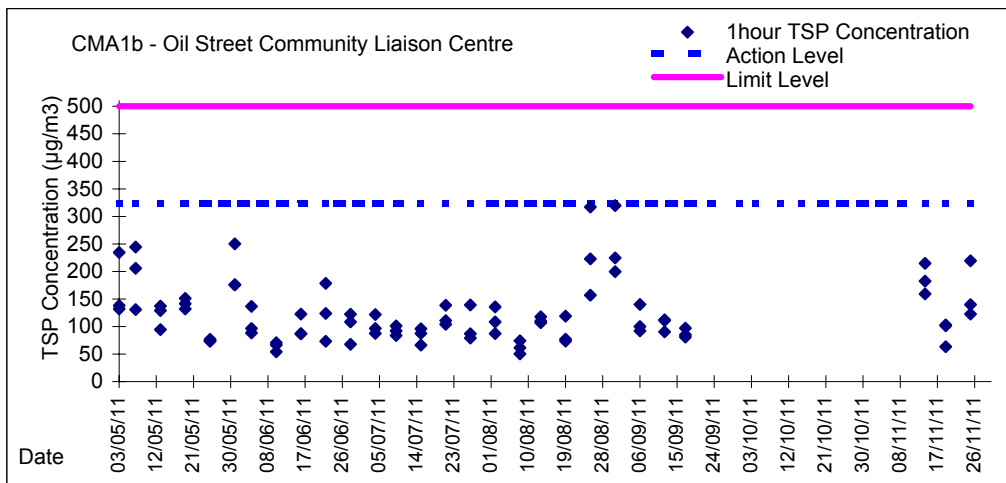
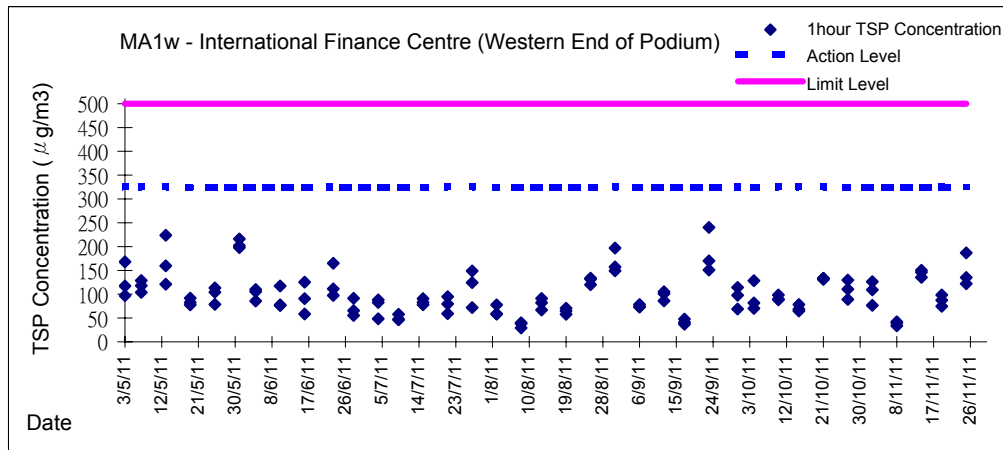
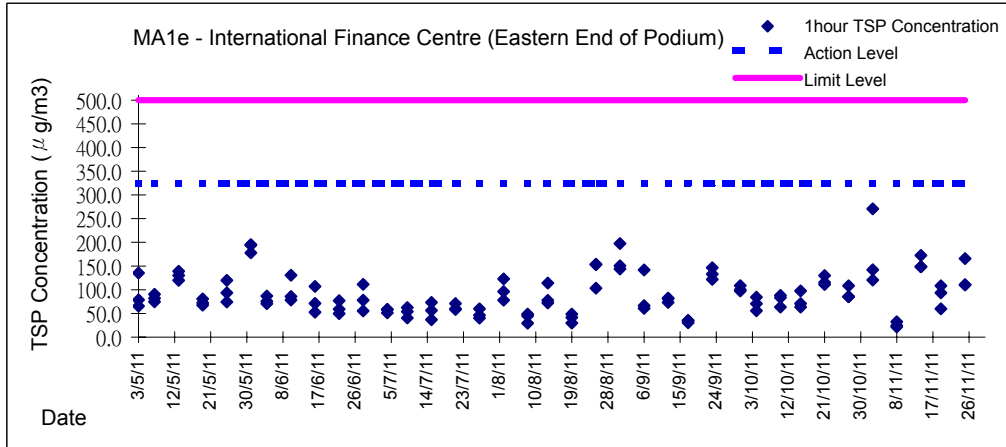




Graphic Presentation of 24 hour TSP Result

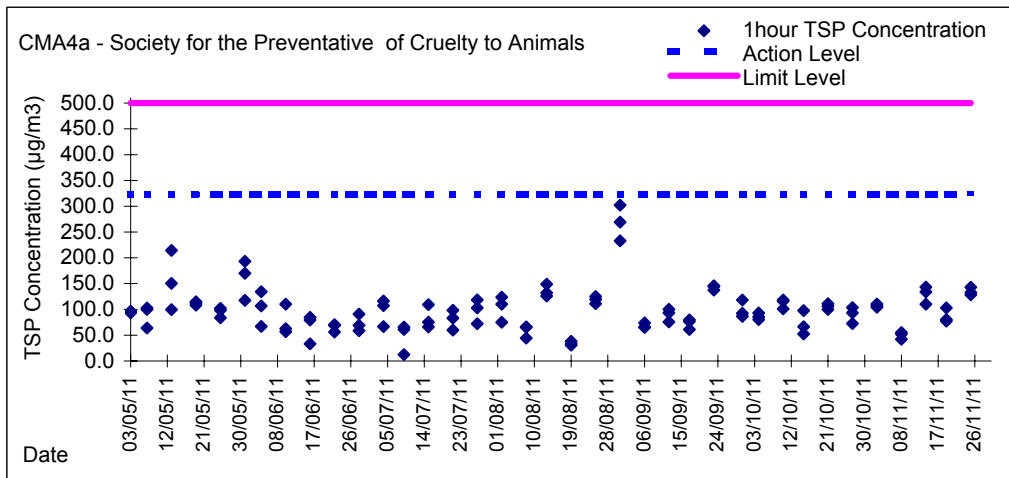
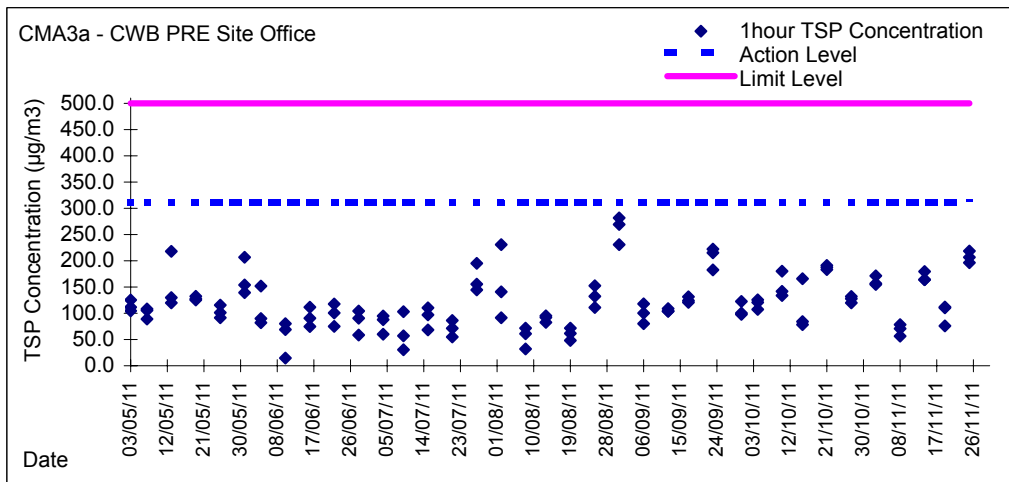
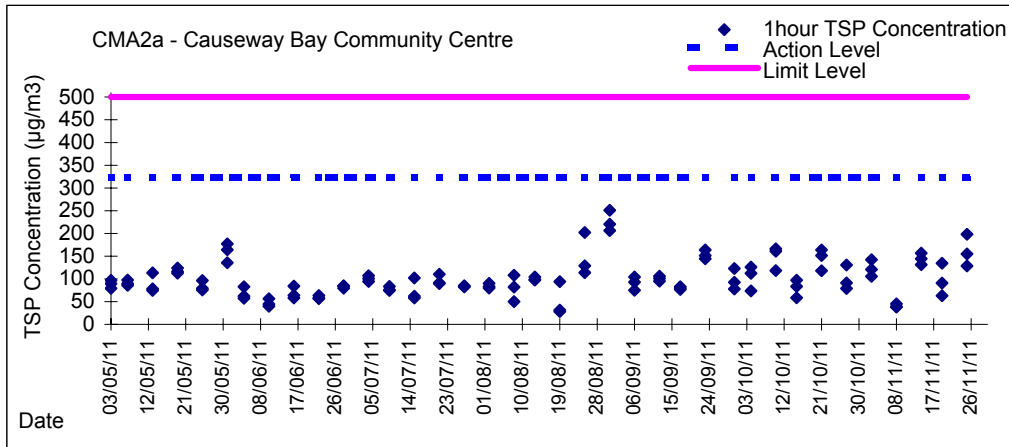


Graphic Presentation of 1 hour TSP Result





Graphic Presentation of 1 hour TSP Result





Graphic Presentation of 1 hour TSP Result

